



SAMPLE REPORTS

This file has sample of two different types of reports offered by Argus Vickers.

Note: these reports are sold separately.

Type of reports:

- ◆ Company Analysis Report
- ◆ Investor Relations Analysis Report

Lavendon

COMPANY ANALYSIS
Lavendon Group Plc

29 February 2008

COMPANY ANALYSIS INDEX

Lavendon Group Plc

1 - SUMMARY: Share Register Analysis Key Holdings

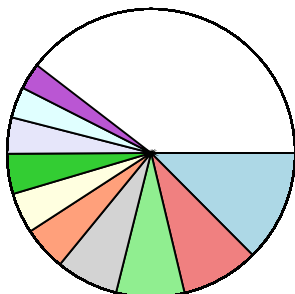
a. Top Ten Holders	1
b. Top Five Recent Buyers	1
c. Top Five Recent Sellers	1

2 - COMPANY:

a. Fund Manager Holdings and Net Change Sorted by Holding.....	2
b. Fund Manager Historic Holdings Sorted by Holding.....	4
c. Fund Manager, Beneficial and Registered by Holdings.....	7

Lavendon Group Plc Summary

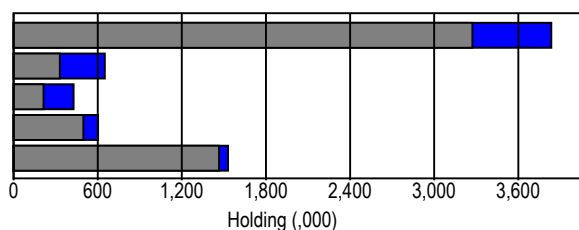
Top 10 Holders



Fund Manager	% Holdings	% (Prev)	Net change	29 Feb 2008	31 Jan 2008
				£161,889,706	£140,326,208
M&G Investment Management	12.54	(12.54)	0	5,514,882	5,514,882
Goldman Sachs	8.72	(7.44)	563,303	3,836,234	3,272,931
F&C Asset Management	7.67	(7.67)	0	3,372,733	3,372,733
Cycladic Capital Management Limited	7.00	(7.33)	-145,000	3,078,344	3,223,344
Standard Life Investments	4.92	(4.88)	20,167	2,166,505	2,146,338
Mijnlieff M Esq	4.57	(4.57)	0	2,010,000	2,010,000
Legal & General Investment Management	4.50	(4.43)	32,439	1,981,531	1,949,092
JPMorgan Asset Management	4.08	(4.01)	31,700	1,796,380	1,764,680
Baillie Gifford & Co	3.48	(3.33)	63,770	1,529,321	1,465,551
Dfm Nv	2.94	(2.94)	0	1,294,249	1,294,249
TOTAL	62	(59)	566,379	26,580,179	26,013,800

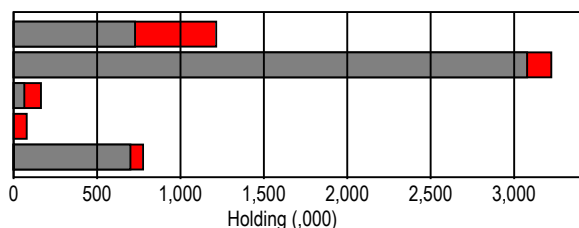
Top 5 Recent Buyers

Fund Manager	29 Feb 2008	31 Jan 2008	Net Change
Goldman Sachs	3,836,234	3,272,931	563,303
River & Mercantile Asset Management Llp	650,567	329,776	320,791
Morgan Stanley Market Maker	427,910	212,813	215,097
Globeflex Capital Lp	601,857	497,000	104,857
Baillie Gifford & Co	1,529,321	1,465,551	63,770



Top 5 Recent Sellers

Fund Manager	29 Feb 2008	31 Jan 2008	Net Change
Old Mutual	727,297	1,214,287	-486,990
Cycladic Capital Management Limited	3,078,344	3,223,344	-145,000
Ing Investments Llc	63,698	163,924	-100,226
Small Investors (Usa)	0	78,041	-78,041
Gartmore Investment Management	700,090	776,090	-76,000



Lavendon Group Plc

ORDINARY 1.00p
 Company Analysis : 29 Feb 2008
 Number of Holders Total/Reported : 241 / 166
 Percentage Covered : 93.50%
 Registrar : Capita IRG Beckenham

Quoted : LSE
 Traded ADR's : N
 Issued cap(29 Feb 2008) : 43,991,768
 Market cap(29 Feb 2008) : £161,889,706
 Industry Sector : 581
 CYCLICAL
 SUPPORT SERVICES
 BUSINESS SUPPORT SERVICES

				29 Feb 2008	31 Jan 2008
				43,991,768	43,989,407
				29 Feb 2008	31 Jan 2008
				£161,889,706	£140,326,208
Fund Manager Net Change by holding	% Holdings	% (Prev)	Net change		
M&G Investment Management	12.54	(12.54)	0	5,514,882	5,514,882
Goldman Sachs	8.72	(7.44)	563,303	3,836,234	3,272,931
F&C Asset Management	7.67	(7.67)	0	3,372,733	3,372,733
Cycladic Capital Management Limited	7.00	(7.33)	-145,000	3,078,344	3,223,344
Standard Life Investments	4.92	(4.88)	20,167	2,166,505	2,146,338
Mijnlieff M Esq	4.57	(4.57)	0	2,010,000	2,010,000
Legal & General Investment Management	4.50	(4.43)	32,439	1,981,531	1,949,092
JPMorgan Asset Management	4.08	(4.01)	31,700	1,796,380	1,764,680
Baillie Gifford & Co	3.48	(3.33)	63,770	1,529,321	1,465,551
Dfm Nv	2.94	(2.94)	0	1,294,249	1,294,249
Price D L Esq	2.84	(2.84)	0	1,248,776	1,248,776
Individuals & Private Clients	2.70	(2.70)	0	1,188,195	1,188,195
Berggruen Holdings Limited	2.36	(2.38)	-8,336	1,038,608	1,046,944
Dimensional Fund Advisors Inc (Us)	2.29	(2.21)	35,714	1,006,219	970,505
Barclays Global Investors	2.13	(2.12)	2,577	937,008	934,431
Old Mutual	1.65	(2.76)	-486,990	727,297	1,214,287
Gartmore Investment Management	1.59	(1.76)	-76,000	700,090	776,090
River & Mercantile Asset Management Llp	1.48	(0.75)	320,791	650,567	329,776
Globeflex Capital Lp	1.37	(1.13)	104,857	601,857	497,000
UBS Ag Zurich	1.20	(1.20)	0	529,171	529,171
State Street Global Advisors	1.05	(1.01)	18,100	461,108	443,008
Barclays Stockbrokers Limited	1.04	(1.00)	16,989	458,415	441,426
Morgan Stanley Market Maker	0.97	(0.48)	215,097	427,910	212,813
Natixis International Funds	0.84	(0.84)	0	370,000	370,000
West Yorkshire Super Fund Trustee	0.82	(0.82)	0	359,750	359,750
Investec Asset Management	0.70	(0.81)	-46,741	310,000	356,741
Small Investors	0.61	(0.48)	60,019	270,227	210,208
Barclays Capital	0.60	(0.59)	4,739	263,572	258,833
Edinburgh Fund Managers	0.52	(0.52)	0	230,000	230,000
Acadian Asset Management	0.48	(0.43)	23,249	211,703	188,454
Threadneedle Asset Management	0.34	(0.34)	0	150,000	150,000
Morley Fund Management	0.33	(0.26)	31,929	145,432	113,503
Psp Investments	0.27	(0.27)	0	120,000	120,000
Abu Dhabi Investment Authority	0.25	(0.25)	0	111,552	111,552
Citibank Hong Kong	0.25	(0.25)	0	110,775	110,775
Bank Vontobel Zurich	0.24	(0.24)	0	107,500	107,500
Squaregain	0.24	(0.23)	6,547	106,124	99,577
Aerion Fund Management	0.24	(0.24)	0	105,102	105,102
UBS Global Asset Management	0.23	(0.23)	0	101,784	101,784
Waterhouse Securities	0.23	(0.20)	12,474	100,229	87,755
Insight Asset Management	0.20	(0.20)	0	87,780	87,780
Stockinvest Limited	0.17	(0.17)	0	75,000	75,000
AXA Investment Managers	0.16	(0.15)	3,000	70,644	67,644
Rathbone Investment Management	0.16	(0.15)	4,900	69,164	64,264
Globeflex International Lp	0.15	(0.15)	0	64,905	64,905

Lavendon Group Plc

ORDINARY 1.00p

Company Analysis

: 29 Feb 2008

				29 Feb 2008 43,991,768	31 Jan 2008 43,989,407
	% Holdings	% (Prev)	Net change	29 Feb 2008 £161,889,706	31 Jan 2008 £140,326,208
Fund Manager Net Change by holding					
Ing Investments Llc	0.14	(0.37)	-100,226	63,698	163,924
Shell Pensions	0.14	(0.14)	0	63,478	63,478
Gerrard Investment Management	0.14	(0.14)	0	60,274	60,274
First Cb Trustees Limited	0.13	(0.13)	0	55,407	55,407
Credit Suisse	0.12	(0.10)	9,858	54,829	44,971
Natwest Financial & Investment Services	0.11	(0.14)	-11,262	49,745	61,007
Eden Group	0.11	(0.16)	-20,775	49,274	70,049
Universities Superannuation Scheme	0.11	(0.17)	-25,537	47,275	72,812
Morgan Stanley Investment Management	0.11	(0.15)	-17,011	47,145	64,156
Morgan Stanley Securities	0.11	(0.11)	0	47,113	47,113
HSBC Asset Management	0.10	(0.10)	0	44,100	44,100
Appleton K A Esq	0.10	(0.10)	0	43,412	43,412
Dexia Bank Belgium Nv	0.08	(0.11)	-9,652	36,661	46,313
Rensburg Sheppards Investment Management	0.07	(0.06)	3,000	31,140	28,140
Northern Trust Global Investments	0.07	(0.00)	29,799	29,799	0
Merrill Lynch Custodian	0.06	(0.06)	0	27,653	27,653
Schroder Investment Management	0.04	(0.00)	18,074	18,074	0
Skandia Asset Management	0.02	(0.02)	0	10,412	10,412
Deutsche Bank Ag	0.02	(0.02)	0	10,000	10,000
Stock Lending Collateral	0.01	(0.00)	2,315	2,315	0
European Clearing	0.00	(0.00)	0	1,800	1,800
Williams De Broe	0.00	(0.00)	0	875	875
Small Investors (Usa)	0.00	(0.18)	-78,041	0	78,041
Military Superannuation & Benefits Board	0.00	(0.13)	-55,900	0	55,900
Wells Fargo Investments	0.00	(0.02)	-10,000	0	10,000
Multi-Managed	0.55	(1.58)	-455,656	240,443	696,099
TOTAL	93.49	(93.30)	88,280	41,131,565	41,043,285

Lavendon Group Plc

For additional history call 0207 739 9949

Industry Sector : 581

CYCLICAL

SUPPORT SERVICES

BUSINESS SUPPORT SERVICES

ORDINARY 1.00p
HISTORY Analysis
Quoted

: LSE

Issued cap & Analysis Date	43,991,768	29 Feb 2008	43,989,407	31 Jan 2008	43,981,060	31 Dec 2007	42,079,256	30 Nov 2007
Market cap & Date	£161,889,706	29 Feb 2008	£140,326,208	31 Jan 2008	£189,118,558	31 Dec 2007	£215,656,187	30 Nov 2007
Number of Holders Total & Reported	241	166	242	164	231	163	224	152
Percentage Covered		93.50%		93.30%		93.61%		93.68%
Fund Manager Net Change by holding	% Holdings	Number of shares	Net changes	% Holdings	Number of shares	Net changes	% Holdings	Number of shares
M&G Investment Management	12.54	5,514,882	0	12.54	5,514,882	0	13.11	5,514,882
Goldman Sachs	8.72	3,836,234	563,303	7.44	3,272,931	538,654	7.03	2,959,323
F&C Asset Management	7.67	3,372,733	0	7.67	3,372,733	0	8.02	3,372,762
Cycladic Capital Management Limited	7.00	3,078,344	-145,000	7.33	3,223,344	-1,000,000	9.96	4,188,991
Standard Life Investments	4.92	2,166,505	20,167	4.88	2,146,338	0	5.12	2,153,566
Mijnlief M Esq	4.57	2,010,000	0	4.57	2,010,000	0	4.77	2,005,322
Legal & General Investment Management	4.50	1,981,531	32,439	4.43	1,949,092	52,566	4.04	1,699,386
JPMorgan Asset Management	4.08	1,796,380	31,700	4.01	1,764,680	-8,600	4.00	1,681,780
Baillie Gifford & Co	3.48	1,529,321	63,770	3.33	1,465,551	-55,126	3.63	1,529,321
Dfm Nv	2.94	1,294,249	0	2.94	1,294,249	0	0.00	0
Price D L Esq	2.84	1,248,776	0	2.84	1,248,776	0	2.97	1,248,776
Individuals & Private Clients	2.70	1,188,195	0	2.70	1,188,195	0	1.43	602,320
Berggruen Holdings Limited	2.36	1,038,608	-8,336	2.38	1,046,944	0	2.47	1,038,608
Dimensional Fund Advisors Inc (Us)	2.29	1,006,219	35,714	2.21	970,505	0	2.25	948,546
Barclays Global Investors	2.13	937,008	2,577	2.12	934,431	136,775	2.37	995,623
Old Mutual	1.65	727,297	-486,990	2.76	1,214,287	-181,978	3.92	1,648,365
Gartmore Investment Management	1.59	700,090	-76,000	1.76	776,090	0	1.84	776,090
River & Mercantile Asset Management Llp	1.48	650,567	320,791	0.75	329,776	0	0.76	321,576
Globeflex Capital Lp	1.37	601,857	104,857	1.13	497,000	0	1.09	459,977
UBS Ag Zurich	1.20	529,171	0	1.20	529,171	-2,400	1.28	539,437
State Street Global Advisors	1.05	461,108	18,100	1.01	443,008	0	1.05	443,008
Barclays Stockbrokers Limited	1.04	458,415	16,989	1.00	441,426	549	1.03	431,946
Morgan Stanley Market Maker	0.97	427,910	215,097	0.48	212,813	34,814	0.37	155,655
Natixis International Funds	0.84	370,000	0	0.84	370,000	0	0.88	370,000
West Yorkshire Super Fund Trustee	0.82	359,750	0	0.82	359,750	25,767	0.85	359,750
Investec Asset Management	0.70	310,000	-46,741	0.81	356,741	-688	0.85	357,429
Small Investors	0.61	270,227	60,019	0.48	210,208	-14,000	0.61	255,549
Barclays Capital	0.60	263,572	4,739	0.59	258,833	-1,105	0.61	255,470
Edinburgh Fund Managers	0.52	230,000	0	0.52	230,000	0	0.55	230,000
Acadian Asset Management	0.48	211,703	23,249	0.43	188,454	0	0.43	182,990
Threadneedle Asset Management	0.34	150,000	0	0.34	150,000	0	0.36	150,000
Morley Fund Management	0.33	145,432	31,929	0.26	113,503	0	0.27	113,503
Psp Investments	0.27	120,000	0	0.27	120,000	0	0.29	120,000
Abu Dhabi Investment Authority	0.25	111,552	0	0.25	111,552	0	0.00	0
Citibank Hong Kong	0.25	110,775	0	0.25	110,775	0	0.26	110,775
Bank Vontobel Zurich	0.24	107,500	0	0.24	107,500	0	0.26	107,500
Squaregain	0.24	106,124	6,547	0.23	99,577	481	0.23	95,751
Aerion Fund Management	0.24	105,102	0	0.24	105,102	0	0.25	105,102

Lavendon Group Plc

ORDINARY 1.00p
HISTORY Analysis

Issued cap & Analysis Date	43,991,768	29 Feb 2008	43,989,407	31 Jan 2008	43,981,060	31 Dec 2007	42,079,256	30 Nov 2007			
Market cap & Date	£161,889,706	29 Feb 2008	£140,326,208	31 Jan 2008	£189,118,558	31 Dec 2007	£215,656,187	30 Nov 2007			
Number of Holders Total & Reported	241	166	242	164	231	163	224	152			
Percentage Covered		93.50%		93.30%		93.61%		93.68%			
	% Holdings	Number of shares	Net changes	% Holdings	Number of shares	Net changes	% Holdings	Number of shares	% Holdings	Number of shares	
Fund Manager Net Change by holding											
UBS Global Asset Management	0.23	101,784	0	0.23	101,784	0	0.23	101,784	22,516	0.19	79,268
Waterhouse Securities	0.23	100,229	12,474	0.20	87,755	3,192	0.19	84,563	-691	0.20	85,254
Insight Asset Management	0.20	87,780	0	0.20	87,780	0	0.20	87,780	0	0.21	87,780
Stockinvest Limited	0.17	75,000	0	0.17	75,000	0	0.17	75,000	0	0.18	75,000
AXA Investment Managers	0.16	70,644	3,000	0.15	67,644	-1,697	0.16	69,341	693	0.16	68,648
Rathbone Investment Management	0.16	69,164	4,900	0.15	64,264	7,800	0.13	56,464	0	0.13	56,464
Globeflex International Lp	0.15	64,905	0	0.15	64,905	0	0.15	64,905	0	0.15	64,905
Ing Investments Llc	0.14	63,698	-100,226	0.37	163,924	0	0.37	163,924	63,698	0.24	100,226
Shell Pensions	0.14	63,478	0	0.14	63,478	0	0.14	63,478	0	0.15	63,478
Gerrard Investment Management	0.14	60,274	0	0.14	60,274	1,000	0.13	59,274	-1,500	0.14	60,774
First Cb Trustees Limited	0.13	55,407	0	0.13	55,407	0	0.13	55,407	0	0.13	55,407
Credit Suisse	0.12	54,829	9,858	0.10	44,971	44,971	0.00	0	0	0.00	0
Natwest Financial & Investment Services	0.11	49,745	-11,262	0.14	61,007	-249	0.14	61,256	-1,538	0.15	62,794
Eden Group	0.11	49,274	-20,775	0.16	70,049	0	0.16	70,049	-8,900	0.19	78,949
Universities Superannuation Scheme	0.11	47,275	-25,537	0.17	72,812	-4,702	0.18	77,514	-22,634	0.24	100,148
Morgan Stanley Investment Management	0.11	47,145	-17,011	0.15	64,156	-4,693	0.16	68,849	-12,716	0.19	81,565
Morgan Stanley Securities	0.11	47,113	0	0.11	47,113	0	0.11	47,113	0	0.11	47,113
HSBC Asset Management	0.10	44,100	0	0.10	44,100	0	0.10	44,100	0	0.10	44,100
Appleton K A Esq	0.10	43,412	0	0.10	43,412	0	0.10	43,412	0	0.10	43,412
Dexia Bank Belgium Nv	0.08	36,661	-9,652	0.11	46,313	0	0.11	46,313	0	0.11	46,313
Rensburg Sheppards Investment Management	0.07	31,140	3,000	0.06	28,140	0	0.06	28,140	0	0.07	28,140
Northern Trust Global Investments	0.07	29,799	29,799	0.00	0	-29,799	0.07	29,799	29,799	0.00	0
Merrill Lynch Custodian	0.06	27,653	0	0.06	27,653	0	0.06	27,653	0	0.07	27,653
Schroder Investment Management	0.04	18,074	18,074	0.00	0	0	0.00	0	0	0.00	0
Skandia Asset Management	0.02	10,412	0	0.02	10,412	0	0.02	10,412	10,412	0.00	0
Deutsche Bank Ag	0.02	10,000	0	0.02	10,000	10,000	0.00	0	0	0.00	0
Stock Lending Collateral	0.01	2,315	2,315	0.00	0	0	0.00	0	0	0.00	0
European Clearing	0.00	1,800	0	0.00	1,800	0	0.00	1,800	-3,954	0.01	5,754
Williams De Broe	0.00	875	0	0.00	875	0	0.00	875	0	0.00	875
Small Investors (Usa)	0.00	0	-78,041	0.18	78,041	0	0.18	78,041	-3,308	0.19	81,349
Military Superannuation & Benefits Board	0.00	0	-55,900	0.13	55,900	0	0.13	55,900	0	0.13	55,900
Wells Fargo Investments	0.00	0	-10,000	0.02	10,000	0	0.02	10,000	10,000	0.00	0
Dws Investment Gmbh	0.00	0	0	0.00	0	-75,000	0.17	75,000	75,000	0.00	0
Gam	0.00	0	0	0.00	0	0	0.00	0	-64,681	0.15	64,681
Deka Bank	0.00	0	0	0.00	0	0	0.00	0	-60,000	0.14	60,000
Lehman Brothers	0.00	0	0	0.00	0	0	0.00	0	-54,579	0.13	54,579
Ccla Investment Management	0.00	0	0	0.00	0	0	0.00	0	-51,313	0.12	51,313

Lavendon Group Plc

ORDINARY 1.00p
HISTORY Analysis

Issued cap & Analysis Date	43,991,768	29 Feb 2008		43,989,407	31 Jan 2008		43,981,060	31 Dec 2007		42,079,256	30 Nov 2007
Market cap & Date	£161,889,706	29 Feb 2008		£140,326,208	31 Jan 2008		£189,118,558	31 Dec 2007		£215,656,187	30 Nov 2007
Number of Holders Total & Reported	241	166		242	164		231	163		224	152
Percentage Covered		93.50%			93.30%			93.61%			93.68%
Fund Manager Net Change by holding	% Holdings	Number of shares	Net changes	% Holdings	Number of shares	Net changes	% Holdings	Number of shares	Net changes	% Holdings	Number of shares
Killik & Co	0.00	0	0	0.00	0	0	0.00	0	-42,241	0.10	42,241
Halifax Share Dealing	0.00	0	0	0.00	0	0	0.00	0	-41,374	0.10	41,374
Small Investors	0.00	0	0	0.00	0	0	0.00	0	-670	0.00	670
Multi-Managed	0.55	240,443	-455,656	1.58	696,099	396,211	0.68	299,888	225,665	0.18	74,223
TOTAL	93.49	41,131,565	88,280	93.30	41,043,285	-127,257	93.61	41,170,542	1,751,113	93.68	39,419,429

Lavendon Group Plc

ORDINARY 1.00p
 Company Analysis : 29 Feb 2008
 Number of Holders Total/Reported : 241 / 166
 Percentage Covered : 93.50%
 Registrar : Capita IRG Beckenham

Quoted : LSE
 Traded ADR's : N
 Issued cap(29 Feb 2008) : 43,991,768
 Market cap(29 Feb 2008) : £161,889,706
 Industry Sector : 581
 CYCLICAL
 SUPPORT SERVICES
 BUSINESS SUPPORT SERVICES

Fund Manager by holding Registered Name	Account designation	Beneficial Owner	% Holdings	Number of Shares
M&G Investment Management				
Nortrust Nominees Limited	MKK01	M&G Recovery Fund (Oeic)	12.54	5,514,882
Prudential Client HSBC Gis Nominee UK Limited	PAC	Prudential With Profits Life Fund	10.66	4,689,882
			1.88	825,000
Goldman Sachs				
Bank of New York Nominees Limited	DBV303	Stock Lending Dbv Collateral	8.72	3,836,234
Goldman Sachs Securities Nominees Limited	ILSEG	Segregated Accounts European Cust	8.23	3,618,983
Goldman Sachs Securities Nominees Limited	ILCLR	Goldman Sachs International	0.33	145,661
			0.16	71,590
F&C Asset Management				
HSBC Global Custody Nominee UK Limited	879738	Friends Provident Pensions Limited	7.67	3,372,733
Chase Nominees Limited	30332	Stewardship Growth Fund (Oeic)	3.27	1,437,564
Chase Nominees Limited	30521	Stewardship Income Fund (The) Oeic	2.27	996,704
Chase Nominees Limited	2129	F&C Growth & Income Fund li lcv	1.25	550,810
Citifriends Nominee Limited	N/A	Friends Provident Life Office	0.46	201,766
			0.42	185,889
Cycladic Capital Management Limited				
Goldman Sachs Securities Nominees Limited	ILSEG	Cycladic Catalyst Master Fund	7.00	3,078,344
Bank of New York Nominees Limited	N/A	Rit Capital Partners Plc	4.77	2,099,311
Goldman Sachs Securities Nominees Limited	ILSEG	Cycladic Archipelago Fund	2.18	958,033
			0.05	21,000
Standard Life Investments				
Vidacos Nominees Limited	SL067	Slic UK Small Companies Fund	4.92	2,166,505
Vidacos Nominees Limited	SL022	Slac Corporate Equity Smaller Co's	3.24	1,425,360
Vidacos Nominees Limited	SL080	Sltm UK Equities General Fund (Ut)	1.14	503,054
			0.54	238,091
Mijnlieff M Esq				
State Street Nominees Limited	3BD2	Mijnlieff M Esq	4.57	2,010,000
			4.57	2,010,000
Legal & General Investment Management				
HSBC Global Custody Nominee UK Limited	357206	L&G Pooled Index Fund	4.50	1,981,531
HSBC Global Custody Nominee UK Limited	652355	Legal & General UK Equity Index Fund	2.36	1,038,525
Chase Nominees Limited	N/A	L&G (Barclays) 500 Fund	0.36	157,445
HSBC Global Custody Nominee UK Limited	969995	L&G UK Equity Index (Pfd)	0.32	139,782
HSBC Global Custody Nominee UK Limited	866203	Alliance & Leicester PEP Account	0.30	130,946
HSBC Global Custody Nominee UK Limited	747381	L&G Smaller Co's Unit Trust	0.22	95,353
Nortrust Nominees Limited	TDS	L&G UK Index Trust	0.20	89,080
HSBC Global Custody Nominee UK Limited	775245	L&G Assurance Society Life UK Cons Fund	0.20	87,006
HSBC Global Custody Nominee UK Limited	360509	L&G Linked Pensions Exempt Index	0.19	84,089
Bank of Ireland Nominees Limited	NRI	L&G (Barclays) Mm UK Lower Cap	0.18	77,487
Nortrust Nominees Limited	TDS	Charities Aid Foundation	0.17	72,703
Chase Nominees Limited	N/A	L&G (Barclays) Combined Income Trust	0.01	5,000
			0.01	4,115
JPMorgan Asset Management				
Chase Nominees Limited	CMBFLEM	JPMorgan UK Smaller Companies Fund lcv	4.08	1,796,380
Chase Nominees Limited	CMBFLEM	JPMorgan Smaller Cos Inv Trust Plc	1.55	683,150
Chase Nominees Limited	N/A	JPMorgan Life Limited	0.96	423,540
Chase Nominees Limited	JPMLALLD	JPMorgan Life Limited	0.77	337,380
Chase Nominees Limited	LEND	Jpm Premier Equity Income Fund	0.58	257,190
Chase Nominees Limited	LEND	Jpm UK Equity & Bond Income Fund	0.15	66,170
			0.07	28,950
Baillie Gifford & Co				
BNY OCS Nominees Limited	N/A	Baillie Gifford Brit SmlR Co's Fund - Oeic	3.48	1,529,321
Nortrust Nominees Limited	SLEND	Robusta Fund	3.34	1,471,403
			0.13	57,918
Dfm Nv				
Dfm Nv	N/A	Dfm Nv	2.94	1,294,249
			2.94	1,294,249
Price D L Esq				
Mr David Lawrence Price	N/A	Price D L Esq	2.84	1,248,776
Disclosed Holding	N/A	Price D L Esq	2.76	1,213,268
			0.08	35,508
Individuals & Private Clients				
Mr Ivan Papell Arimon	N/A	Arimon I P Esq	2.70	1,188,195
Mr Richard Peter James Miller	N/A	Miller R P J Esq	0.76	333,726
Mr Dirk-Remi Naessens	N/A	Naessens D-R Esq	0.60	265,584
Mr Brian James Fleckney	N/A	Fleckney B J Esq	0.57	252,149
Pershing Keen Nominees Limited	PSL981	Appleton K A Esq	0.47	208,084
Ferlim Nominees Limited	POOLED	Gordon J E Esq Sipp	0.10	43,150
Disclosed Holding	N/A	Merrell A S Esq	0.09	40,623
Disclosed Holding	N/A	Gordon J E Esq	0.05	21,467
			0.03	12,000

Lavendon Group Plc

ORDINARY 1.00p

Company Analysis

: 29 Feb 2008

Fund Manager by holding Registered Name	Account designation	Beneficial Owner	% Holdings	Number of Shares
Disclosed Holding	N/A	Appleton K A Esq	0.03	11,412
Berggruen Holdings Limited			2.36	1,038,608
Goldman Sachs Securities Nominees Limited	ILSEG	Berggruen Holdings Limited	2.36	1,038,608
Dimensional Fund Advisors Inc (Us)			2.29	1,006,219
Vidacos Nominees Limited	FGN	Dfa Intl Small Cap Value P/folio	1.34	587,941
Vidacos Nominees Limited	FGN	Dfa UK Small Co Series	0.35	154,941
Chase Nominees Limited	LEND	Shell Pensions Trust LTD	0.30	130,777
Vidacos Nominees Limited	UKCP100	Dfa Managed Funds	0.11	46,686
Mellon Nominees UK Limited	BSDTGUSD	Arizona State Retirement System	0.04	18,678
Chase Nominees Limited	LEND	Royal Mail Pension Plan	0.04	17,036
Vidacos Nominees Limited	FGN	Dfa Managed Funds	0.04	16,582
Chase Nominees Limited	LEND	Shell Trust Bermuda Limited	0.03	11,619
Nortrust Nominees Limited	SLEND	Robusta Fund	0.02	10,379
Nortrust Nominees Limited	SLEND	Healthcare	0.02	10,253
Nortrust Nominees Limited	SLEND	Ford Motor Company	0.00	1,327
Barclays Global Investors			2.13	937,008
Chase Nominees Limited	BGILIFEL	Aquila Life UK Equity Index Fund	1.82	802,543
Chase Nominees Limited	BGILIFE	Bgi Life Equity Funds	0.20	86,514
Chase Nominees Limited	BGIOMNI	Bgi Pension Funds Mgmt	0.11	47,951
Old Mutual			1.65	727,297
Roy Nominees Limited	880271	Old Mutual UK Select Smaller Co's Fund	0.92	406,796
Bbhsl Nominees Limited	120290	Old Mutual UK Select Smaller Co's Fund	0.30	130,176
Vidacos Nominees Limited	2303	Old Mutual UK Dynamic Equity Fund	0.19	85,598
Vidacos Nominees Limited	2303	Old Mutual UK Specialist Equity Fund	0.13	57,757
Bank of Ireland Nominees Limited	NRI	Barclays UK Smaller Companies Fund	0.11	46,970
Gartmore Investment Management			1.59	700,090
HSBC Global Custody Nominee UK Limited	934567	Gartmore UK & Irish Smaller Co's Strat	0.82	361,484
Nortrust Nominees Limited	SLEND	Strathclyde Pension Fund	0.36	158,241
BNY GIL Client Account Nominees Limited	LST	Gartmore Smaller Co Trust Plc	0.25	111,246
BNY GIL Client Account Nominees Limited	NWSC	Gartmore Growth Opportunities Plc	0.16	69,119
River & Mercantile Asset Management Llp			1.48	650,567
Nortrust Nominees Limited	UNIPOOL	Uninvest - Unilever Pension Funds	0.64	282,678
Mellon Nominees UK Limited	BSDTABN	RI Managers of Managers UK Equity Growth Tr	0.44	193,183
Mellon Nominees UK Limited	BSDTABN	River & Mercantile UK Equity High Alpha Fund	0.27	116,927
Nortrust Nominees Limited	SLEND	Tnt Multi Manager	0.13	57,779
Globeflex Capital Lp			1.37	601,857
Mellon Nominees UK Limited	BSDTGUSD	University of Texas System (Board of Regents	0.57	251,700
Mellon Nominees UK Limited	BSDTUSD	Globeflex International All-Cap Commingled Tr	0.16	69,057
HSBC Global Custody Nominee UK Limited	811834	Vant Globeflex	0.15	64,000
Nortrust Nominees Limited	SLEND	Illinois Municipal Retirement Fund	0.13	59,100
State Street Nominees Limited	OM02	Illinois State Board of Investment	0.12	51,200
Nortrust Nominees Limited	SURLEND	State University Retirement Sysyem Illinois	0.11	48,100
Nortrust Nominees Limited	SLEND	Us Charities	0.09	40,200
Mellon Nominees UK Limited	BSDTGUSD	Pennsylvania Municipal Retirement System	0.04	18,500
UBS Ag Zurich			1.20	529,171
HSBC Global Custody Nominee UK Limited	813259	UBS Ag Zurich Client Account	1.20	529,171
State Street Global Advisors			1.05	461,108
State Street Nominees Limited	HKQR	National Westminster Life Assurance LTD	0.52	230,007
State Street Nominees Limited	HKEG	National Westminster Life Assurance LTD	0.35	153,194
State Street Nominees Limited	OM03	Virgin UK Index Tracking Trust	0.11	48,907
Chase Nominees Limited	LEND	Pension Funds	0.07	29,000
Barclays Stockbrokers Limited			1.04	458,415
Barclayshare Nominees Limited	N/A	Small Investors	0.72	317,912
Barclayshare Nominees Limited	N/A	Fisher D A Esq	0.18	80,965
Barclayshare Nominees Limited	N/A	Merrell A S Esq	0.10	42,000
Barclayshare Nominees Limited	N/A	Private Clients	0.04	17,538
Morgan Stanley Market Maker			0.97	427,910
Morstan Nominees Limited	FIRM	Market Maker / Stock Lending	0.97	427,910
Natixis International Funds			0.84	370,000
Bbhsl Nominees Limited	126786	Ixis Am Europe Small Cap	0.84	370,000
West Yorkshire Super Fund Trustee			0.82	359,750
City of Bradford Metropolitan District Council	SF	West Yorkshire CC Pension Fund	0.82	359,750

Lavendon Group Plc

ORDINARY 1.00p

Company Analysis

: 29 Feb 2008

Fund Manager by holding Registered Name	Account designation	Beneficial Owner	% Holdings	Number of Shares
Investec Asset Management			0.70	310,000
State Street Nominees Limited	OM04	Investec UK Smaller Co Fund	0.70	310,000
Small Investors			0.61	270,227
BNY OCS Nominees Limited	N/A	Small Investors	0.17	72,829
Bank of New York Nominees Limited	N/A	Small Investors	0.13	57,038
Morstan Nominees Limited	SEG	Small Investors	0.10	44,771
State Street Nominees Limited	OM02	Small Investors	0.07	32,683
Vidacos Nominees Limited	FGN	Small Investors	0.04	18,068
Chase Nominees Limited	N/A	Small Investors	0.03	14,000
State Street Nominees Limited	OM03	Small Investors	0.03	12,420
Goldman Sachs Securities Nominees Limited	ILSEG	Small Investors	0.02	10,366
Mellon Nominees UK Limited	BSDTUSD	Small Investors	0.02	7,012
Chase Nominees Limited	LEND	Small Investors	0.00	1,040
Barclays Capital			0.60	263,572
Durlacher Nominees Limited	MAIN	Market Maker / Stock Lending	0.60	263,572
Edinburgh Fund Managers			0.52	230,000
BNY OCS Nominees Limited	N/A	Edinburgh Small Co's Trust Plc	0.52	230,000
Acadian Asset Management			0.48	211,703
Mellon Nominees UK Limited	BSDTGABN	National Pensions Reserve Fund Commission (0.14	62,339
Nortrust Nominees Limited	SLEND	Acadian Managed Us Pension Funds	0.13	58,015
Mellon Nominees UK Limited	BSDTGUSD	Acadian Managed Funds	0.12	50,863
Mellon Nominees UK Limited	BSDTUSD	Acadian Managed Funds	0.09	40,486
Threadneedle Asset Management			0.34	150,000
Littledown Nominees Limited	TIFICVC	Threadneedle Investments Funds	0.34	150,000
Morley Fund Management			0.33	145,432
Chase GA Group Nominees Limited	GA	General Accident Life Assurance Limited	0.33	145,432
Psp Investments			0.27	120,000
Mellon Nominees UK Limited	BSDTGCAD	Psp Foreign Equity Fund	0.27	120,000
Abu Dhabi Investment Authority			0.25	111,552
State Street Nominees Limited	GULF	Abu Dhabi Investment Authority	0.25	111,552
Citibank Hong Kong			0.25	110,775
Vidacos Nominees Limited	FGN	Citibank Hong Kong	0.25	110,775
Bank Vontobel Zurich			0.24	107,500
HSBC Global Custody Nominee UK Limited	813259	Bank Vontobel Zurich	0.24	107,500
Squaregain			0.24	106,124
LR Nominees Limited	NOMINEE	Small Investors - Execution Only	0.22	95,751
LR Nominees Limited	NOMINEE	Client Account - Execution Only	0.02	10,373
Aerion Fund Management			0.24	105,102
Stargas Nominees Limited	N/A	National Grid UK Pension Scheme	0.24	105,102
UBS Global Asset Management			0.23	101,784
Chase Nominees Limited	UBSGAMEQ	Ubsgam Life Limited	0.23	101,784
Waterhouse Securities			0.23	100,229
TD Waterhouse Nominees Europe Limited	SMKTNOMS	Small Investors	0.18	77,829
TD Waterhouse Nominees Europe Limited	SMKTNOMS	Client Account	0.05	22,400
Insight Asset Management			0.20	87,780
Nortrust Nominees Limited	HLIFE	Halifax Life Limited	0.20	87,780
Stockinvest Limited			0.17	75,000
Stockinvest Limited	1200	Ingram D M Esq & S N Mrs	0.17	75,000
AXA Investment Managers			0.16	70,644
HSBC Global Custody Nominee UK Limited	844359	AXA UK Smaller Co's Fund (Icvc)	0.16	70,644
Rathbone Investment Management			0.16	69,164
Rathbone Nominees Limited	N/A	Thorncroft Settlement - Lutea Trustees	0.09	37,630
Rathbone Nominees Limited	N/A	Private Clients	0.06	26,892
Rathbone Nominees Limited	N/A	Small Investors	0.01	4,642
Globeflex International Lp			0.15	64,905
Mellon Nominees UK Limited	BSDTGUSD	School Employees Retirement System of Ohio	0.15	64,905
Ing Investments Llc			0.14	63,698
Bank of New York Nominees Limited	N/A	Ing International Small Cap Growth Fund	0.14	63,698

Lavendon Group Plc

ORDINARY 1.00p

Company Analysis

: 29 Feb 2008

Fund Manager by holding Registered Name	Account designation	Beneficial Owner	% Holdings	Number of Shares
Shell Pensions			0.14	63,478
HSBC Spms Nominee UK Limited	865880	Shell Contributory Pension Fund	0.14	63,478
Gerrard Investment Management			0.14	60,274
Rc Greig Nominees Limited	N/A	Shipman H L Mrs	0.13	58,274
Rc Greig Nominees Limited	N/A	Private Clients	0.00	2,000
First Cb Trustees Limited			0.13	55,407
Rock Nominees Limited	600919	First Cb Trustees Limited	0.13	55,407
Credit Suisse			0.12	54,829
Credit Suisse Securities Europe Limited	PRINCPAL	Market Maker / Principal Trading	0.12	54,829
Natwest Financial & Investment Services			0.11	49,745
Natwest PEP Nominees Limited	N/A	PEP Holders	0.11	49,745
Eden Group			0.11	49,274
Pershing Keen Nominees Limited	KSCLT	Warner-Allen J C Esq & C A Mrs	0.11	49,274
Universities Superannuation Scheme			0.11	47,275
Chase Nominees Limited	USSLEND	Universities Superannuation Scheme	0.11	47,275
Morgan Stanley Investment Management			0.11	47,145
Chase Nominees Limited	CMBL	Morgan Stanley Sicav	0.11	47,145
Morgan Stanley Securities			0.11	47,113
Morstan Nominees Limited	FIRM	Morgan Stanley Securities	0.11	47,113
HSBC Asset Management			0.10	44,100
HSBC Global Custody Nominee UK Limited	780877	HSBC UK Small Co	0.10	44,100
Appleton K A Esq			0.10	43,412
Kevin Appleton	N/A	Appleton K A Esq	0.10	43,412
Dexia Bank Belgium Nv			0.08	36,661
Bank of New York Nominees Limited	N/A	Qi Sicav	0.08	36,661
Rensburg Sheppards Investment Management			0.07	31,140
Ferlim Nominees Limited	POOLED	Small Investors	0.06	28,140
Ferlim Nominees Limited	POOLED	Client Account	0.01	3,000
Northern Trust Global Investments			0.07	29,799
Nortrust Nominees Limited	SLEND	Quantitative Management Collective Funds Tru	0.07	29,799
Merrill Lynch Custodian			0.06	27,653
Nutraco Nominees Limited	N/A	Requires 793 Reply	0.06	27,653
Schroder Investment Management			0.04	18,074
Chase Nominees Limited	N/A	Nationwide Tracker Fund	0.04	18,074
Skandia Asset Management			0.02	10,412
Bank of New York Nominees Limited	N/A	Skandia Life UK Index Fund	0.02	10,412
Deutsche Bank Ag			0.02	10,000
State Street Nominees Limited	3BD2	Deutsche Bank Ag Frankfurt	0.02	10,000
Stock Lending Collateral			0.01	2,315
Nortrust Nominees Limited	SLEND	Stock Lending Dbv Collateral	0.01	2,315
European Clearing			0.00	1,800
HSBC Global Custody Nominee UK Limited	813259	Small Investors (Eur)	0.00	1,800
Williams De Broe			0.00	875
Pershing Keen Nominees Limited	PSL981	Client Account	0.00	875
Multi-Managed			0.55	240,443
Bank of New York Nominees Limited	N/A	Requires 793 Reply	0.33	145,073
HSBC Global Custody Nominee UK Limited	811834	Investors Bank & Trust Co Usa	0.06	25,965
State Street Nominees Limited	OM02	Omnibus A/c	0.05	23,264
State Street Nominees Limited	OM03	Omnibus A/c	0.03	14,300
Nortrust Nominees Limited	UNIPOOL	Univest - Unilever Pension Funds	0.03	11,574
Mellon Nominees UK Limited	BSDTGUSD	Boston Safe Custodians	0.02	8,449
BNY OCS Nominees Limited	N/A	Requires 793 Reply	0.02	7,637
Nortrust Nominees Limited	TDS	Requires 793 Reply	0.01	2,600
Vidacos Nominees Limited	FGN	Requires 793 Reply	0.00	1,581

Lavendon

COMPANY ANALYSIS
Lavendon Group Plc

29 February 2008

COMPANY ANALYSIS INDEX

Lavendon Group Plc

1 - SUMMARY: Share Register Analysis Key Holdings

a . Top Ten Holders	1
b . Top Five Recent Buyers	1
c . Top Five Recent Sellers	1
d . Geographic Beneficial Ownership	1
e . Geographic Fund Manager Holdings.....	1
f . Beneficial Ownership Investor Type	1

2 - COMPANY:

a . Fund Manager Holdings and Net Change Sorted by Holding.....	2
b . Fund Manager Holdings and Net Change Sorted by Alphabetically.....	4
c . Fund Manager Holdings and Net Change Sorted by Geographic Location	6
d . Fund Managers by Movement	8
e . Fund Manager Historic Holdings Sorted by Holding.....	10
f . Fund Manager, Beneficial and Registered by Holdings.....	13
g . Beneficial Owners Sorted by Investor Type.....	17
h . Registered Holders Unidentified Sorted by Holding	20

3 - COMPARISONS:

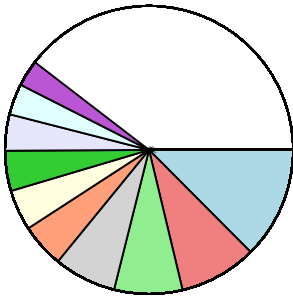
a . Fund Managers who are Over and Underweight in the sector.....	21
b . Top 15 Non Holders versus the Sector	23
c . Top 15 Non Holders versus the Market	23
d . Peer Group 4 Companies with Fund Managers sorted Alphabetically	24
e . Peer Group 4 Companies with Fund Managers sorted by % on Base PLC	31

4 - APPENDICES:

a . Investor Type Code Key	38
b . Country Code Key.....	39

Lavendon Group Plc Summary

Top 10 Holders



Fund Manager	%		Net change	29 Feb 2008	31 Jan 2008
	Holdings	(Prev)		£161,889,706	£140,326,208
M&G Investment Management	12.54	(12.54)	0	5,514,882	5,514,882
Goldman Sachs	8.72	(7.44)	563,303	3,836,234	3,272,931
F&C Asset Management	7.67	(7.67)	0	3,372,733	3,372,733
Cycladic Capital Management Limited	7.00	(7.33)	-145,000	3,078,344	3,223,344
Standard Life Investments	4.92	(4.88)	20,167	2,166,505	2,146,338
Mijnlieff M Esq	4.57	(4.57)	0	2,010,000	2,010,000
Legal & General Investment Management	4.50	(4.43)	32,439	1,981,531	1,949,092
JPMorgan Asset Management	4.08	(4.01)	31,700	1,796,380	1,764,680
Baillie Gifford & Co	3.48	(3.33)	63,770	1,529,321	1,465,551
Dfm Nv	2.94	(2.94)	0	1,294,249	1,294,249
TOTAL	62	(59)	566,379	26,580,179	26,013,800

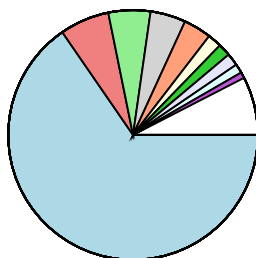
Top 5 Recent Buyers

Fund Manager	29 Feb 2008	31 Jan 2008	Net Change
Goldman Sachs	3,836,234	3,272,931	563,303
River & Mercantile Asset Management Llp	650,567	329,776	320,791
Morgan Stanley Market Maker	427,910	212,813	215,097
Globeflex Capital Lp	601,857	497,000	104,857
Baillie Gifford & Co	1,529,321	1,465,551	63,770

Top 5 Recent Sellers

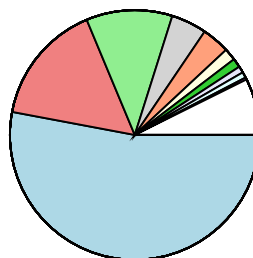
Fund Manager	29 Feb 2008	31 Jan 2008	Net Change
Old Mutual	727,297	1,214,287	-486,990
Cycladic Capital Management Limited	3,078,344	3,223,344	-145,000
Ing Investments Llc	63,698	163,924	-100,226
Small Investors (Usa)	0	78,041	-78,041
Gartmore Investment Management	700,090	776,090	-76,000

Geographical



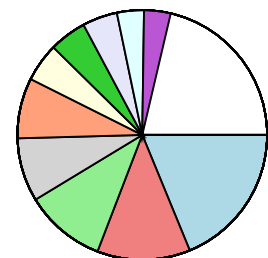
Beneficial Owner	%
ENGLAND	65.39 %
UNITED STATES	6.41 %
SCOTLAND	5.45 %
GERMANY	4.59 %
BELGIUM	3.60 %
UNITED KINGDOM	1.81 %
LUXEMBOURG	1.62 %
SWITZERLAND	1.60 %
Unknown	1.19 %
SPAIN	0.76 %
TOTAL	92.42 %

Geographical



Fund Manager	%
ENGLAND	52.96 %
UNITED STATES	15.75 %
SCOTLAND	11.15 %
GERMANY	4.59 %
BELGIUM	3.60 %
SWITZERLAND	1.57 %
Unknown	1.16 %
IRELAND	0.84 %
SPAIN	0.76 %
CANADA	0.27 %
TOTAL	92.65 %

Investor Type



Beneficial Owner	%
OEIC	18.79 %
Private Holder	12.07 %
Unit Trust	10.50 %
Stock Lending	8.23 %
Pension Fund	7.80 %
Insurance	5.00 %
Hedge Fund	4.82 %
Investment Trust	4.51 %
Assurance	3.51 %
Custodian	3.44 %
TOTAL	78.67 %

Lavendon Group Plc

ORDINARY 1.00p
 Company Analysis : 29 Feb 2008
 Number of Holders Total/Reported : 241 / 166
 Percentage Covered : 93.50%
 Registrar : Capita IRG Beckenham

Quoted : LSE
 Traded ADR's : N
 Issued cap(29 Feb 2008) : 43,991,768
 Market cap(29 Feb 2008) : £161,889,706
 Industry Sector : 581
 CYCLICAL
 SUPPORT SERVICES
 BUSINESS SUPPORT SERVICES

Fund Manager Net Change by holding	Country	% Holdings	% (Prev)	Net change	29 Feb 2008	31 Jan 2008
					43,991,768	43,989,407
					29 Feb 2008	31 Jan 2008
					£161,889,706	£140,326,208
M&G Investment Management	ENG	12.54	(12.54)	0	5,514,882	5,514,882
Goldman Sachs	USA	8.72	(7.44)	563,303	3,836,234	3,272,931
F&C Asset Management	ENG	7.67	(7.67)	0	3,372,733	3,372,733
Cycladic Capital Management Limited	ENG	7.00	(7.33)	-145,000	3,078,344	3,223,344
Standard Life Investments	SCT	4.92	(4.88)	20,167	2,166,505	2,146,338
Mijnlieff M Esq	DEU	4.57	(4.57)	0	2,010,000	2,010,000
Legal & General Investment Management	ENG	4.50	(4.43)	32,439	1,981,531	1,949,092
JPMorgan Asset Management	ENG	4.08	(4.01)	31,700	1,796,380	1,764,680
Baillie Gifford & Co	SCT	3.48	(3.33)	63,770	1,529,321	1,465,551
Dfm Nv	BEL	2.94	(2.94)	0	1,294,249	1,294,249
Price D L Esq	ENG	2.84	(2.84)	0	1,248,776	1,248,776
Individuals & Private Clients	ENG	2.70	(2.70)	0	1,188,195	1,188,195
Berggruen Holdings Limited	USA	2.36	(2.38)	-8,336	1,038,608	1,046,944
Dimensional Fund Advisors Inc (Us)	USA	2.29	(2.21)	35,714	1,006,219	970,505
Barclays Global Investors	ENG	2.13	(2.12)	2,577	937,008	934,431
Old Mutual	ENG	1.65	(2.76)	-486,990	727,297	1,214,287
Gartmore Investment Management	ENG	1.59	(1.76)	-76,000	700,090	776,090
River & Mercantile Asset Management Llp	ENG	1.48	(0.75)	320,791	650,567	329,776
Globeflex Capital Lp	USA	1.37	(1.13)	104,857	601,857	497,000
UBS Ag Zurich	CHE	1.20	(1.20)	0	529,171	529,171
State Street Global Advisors	SCT	1.05	(1.01)	18,100	461,108	443,008
Barclays Stockbrokers Limited	SCT	1.04	(1.00)	16,989	458,415	441,426
Morgan Stanley Market Maker	ENG	0.97	(0.48)	215,097	427,910	212,813
Natixis International Funds	IRL	0.84	(0.84)	0	370,000	370,000
West Yorkshire Super Fund Trustee	ENG	0.82	(0.82)	0	359,750	359,750
Investec Asset Management	ENG	0.70	(0.81)	-46,741	310,000	356,741
Small Investors		0.61	(0.48)	60,019	270,227	210,208
Barclays Capital	ENG	0.60	(0.59)	4,739	263,572	258,833
Edinburgh Fund Managers	SCT	0.52	(0.52)	0	230,000	230,000
Acadian Asset Management	USA	0.48	(0.43)	23,249	211,703	188,454
Threadneedle Asset Management	ENG	0.34	(0.34)	0	150,000	150,000
Morley Fund Management	ENG	0.33	(0.26)	31,929	145,432	113,503
Psp Investments	CAN	0.27	(0.27)	0	120,000	120,000
Abu Dhabi Investment Authority	ARE	0.25	(0.25)	0	111,552	111,552
Citibank Hong Kong	HKG	0.25	(0.25)	0	110,775	110,775
Bank Vontobel Zurich	CHE	0.24	(0.24)	0	107,500	107,500
Squaregain	ENG	0.24	(0.23)	6,547	106,124	99,577
Aerion Fund Management	ENG	0.24	(0.24)	0	105,102	105,102
UBS Global Asset Management	ENG	0.23	(0.23)	0	101,784	101,784
Waterhouse Securities	ENG	0.23	(0.20)	12,474	100,229	87,755
Insight Asset Management	ENG	0.20	(0.20)	0	87,780	87,780
Stockinvest Limited	C-I	0.17	(0.17)	0	75,000	75,000
AXA Investment Managers	ENG	0.16	(0.15)	3,000	70,644	67,644
Rathbone Investment Management	ENG	0.16	(0.15)	4,900	69,164	64,264
Globeflex International Lp	USA	0.15	(0.15)	0	64,905	64,905

Lavendon Group Plc

ORDINARY 1.00p

Company Analysis

: 29 Feb 2008

					29 Feb 2008 43,991,768	31 Jan 2008 43,989,407
				Net	29 Feb 2008	31 Jan 2008
				change	£161,889,706	£140,326,208
Fund Manager Net Change by holding	Country	% Holdings	% (Prev)			
Ing Investments Llc	USA	0.14	(0.37)	-100,226	63,698	163,924
Shell Pensions	NLD	0.14	(0.14)	0	63,478	63,478
Gerrard Investment Management	SCT	0.14	(0.14)	0	60,274	60,274
First Cb Trustees Limited	ENG	0.13	(0.13)	0	55,407	55,407
Credit Suisse	CHE	0.12	(0.10)	9,858	54,829	44,971
Natwest Financial & Investment Services	ENG	0.11	(0.14)	-11,262	49,745	61,007
Eden Group	ENG	0.11	(0.16)	-20,775	49,274	70,049
Universities Superannuation Scheme	ENG	0.11	(0.17)	-25,537	47,275	72,812
Morgan Stanley Investment Management	USA	0.11	(0.15)	-17,011	47,145	64,156
Morgan Stanley Securities	ENG	0.11	(0.11)	0	47,113	47,113
HSBC Asset Management	ENG	0.10	(0.10)	0	44,100	44,100
Appleton K A Esq	ENG	0.10	(0.10)	0	43,412	43,412
Dexia Bank Belgium Nv	BEL	0.08	(0.11)	-9,652	36,661	46,313
Rensburg Sheppards Investment Management	ENG	0.07	(0.06)	3,000	31,140	28,140
Northern Trust Global Investments	USA	0.07	(0.00)	29,799	29,799	0
Merrill Lynch Custodian	USA	0.06	(0.06)	0	27,653	27,653
Schroder Investment Management	ENG	0.04	(0.00)	18,074	18,074	0
Skandia Asset Management	SWE	0.02	(0.02)	0	10,412	10,412
Deutsche Bank Ag	DEU	0.02	(0.02)	0	10,000	10,000
Stock Lending Collateral	ENG	0.01	(0.00)	2,315	2,315	0
European Clearing		0.00	(0.00)	0	1,800	1,800
Williams De Broe	ENG	0.00	(0.00)	0	875	875
Small Investors (Usa)	USA	0.00	(0.18)	-78,041	0	78,041
Military Superannuation & Benefits Board	AUS	0.00	(0.13)	-55,900	0	55,900
Wells Fargo Investments	USA	0.00	(0.02)	-10,000	0	10,000
Multi-Managed		0.55	(1.58)	-455,656	240,443	696,099
TOTAL		93.49	(93.30)	88,280	41,131,565	41,043,285

Lavendon Group Plc

ORDINARY 1.00p
 Company Analysis : 29 Feb 2008
 Number of Holders Total/Reported : 241 / 166
 Percentage Covered : 93.50%
 Registrar : Capita IRG Beckenham

Quoted : LSE
 Traded ADR's : N
 Issued cap(29 Feb 2008) : 43,991,768
 Market cap(29 Feb 2008) : £161,889,706
 Industry Sector : 581
 CYCLICAL
 SUPPORT SERVICES
 BUSINESS SUPPORT SERVICES

Fund Manager Net Change Alphabetic	Country	% Holdings	% (Prev)	Net change	29 Feb 2008	31 Jan 2008
					43,991,768	43,989,407
					29 Feb 2008	31 Jan 2008
					£161,889,706	£140,326,208
Abu Dhabi Investment Authority	ARE	0.25	(0.25)	0	111,552	111,552
Acadian Asset Management	USA	0.48	(0.43)	23,249	211,703	188,454
Aerion Fund Management	ENG	0.24	(0.24)	0	105,102	105,102
Appleton K A Esq	ENG	0.10	(0.10)	0	43,412	43,412
AXA Investment Managers	ENG	0.16	(0.15)	3,000	70,644	67,644
Baillie Gifford & Co	SCT	3.48	(3.33)	63,770	1,529,321	1,465,551
Bank Vontobel Zurich	CHE	0.24	(0.24)	0	107,500	107,500
Barclays Capital	ENG	0.60	(0.59)	4,739	263,572	258,833
Barclays Global Investors	ENG	2.13	(2.12)	2,577	937,008	934,431
Barclays Stockbrokers Limited	SCT	1.04	(1.00)	16,989	458,415	441,426
Berggruen Holdings Limited	USA	2.36	(2.38)	-8,336	1,038,608	1,046,944
Citibank Hong Kong	HKG	0.25	(0.25)	0	110,775	110,775
Credit Suisse	CHE	0.12	(0.10)	9,858	54,829	44,971
Cycladic Capital Management Limited	ENG	7.00	(7.33)	-145,000	3,078,344	3,223,344
Deutsche Bank Ag	DEU	0.02	(0.02)	0	10,000	10,000
Dexia Bank Belgium Nv	BEL	0.08	(0.11)	-9,652	36,661	46,313
Dfm Nv	BEL	2.94	(2.94)	0	1,294,249	1,294,249
Dimensional Fund Advisors Inc (Us)	USA	2.29	(2.21)	35,714	1,006,219	970,505
Eden Group	ENG	0.11	(0.16)	-20,775	49,274	70,049
Edinburgh Fund Managers	SCT	0.52	(0.52)	0	230,000	230,000
European Clearing		0.00	(0.00)	0	1,800	1,800
F&C Asset Management	ENG	7.67	(7.67)	0	3,372,733	3,372,733
First Cb Trustees Limited	ENG	0.13	(0.13)	0	55,407	55,407
Gartmore Investment Management	ENG	1.59	(1.76)	-76,000	700,090	776,090
Gerrard Investment Management	SCT	0.14	(0.14)	0	60,274	60,274
Globeflex Capital Lp	USA	1.37	(1.13)	104,857	601,857	497,000
Globeflex International Lp	USA	0.15	(0.15)	0	64,905	64,905
Goldman Sachs	USA	8.72	(7.44)	563,303	3,836,234	3,272,931
HSBC Asset Management	ENG	0.10	(0.10)	0	44,100	44,100
Individuals & Private Clients	ENG	2.70	(2.70)	0	1,188,195	1,188,195
Ing Investments Llc	USA	0.14	(0.37)	-100,226	63,698	163,924
Insight Asset Management	ENG	0.20	(0.20)	0	87,780	87,780
Investec Asset Management	ENG	0.70	(0.81)	-46,741	310,000	356,741
JPMorgan Asset Management	ENG	4.08	(4.01)	31,700	1,796,380	1,764,680
Legal & General Investment Management	ENG	4.50	(4.43)	32,439	1,981,531	1,949,092
M&G Investment Management	ENG	12.54	(12.54)	0	5,514,882	5,514,882
Merrill Lynch Custodian	USA	0.06	(0.06)	0	27,653	27,653
Mijnlieff M Esq	DEU	4.57	(4.57)	0	2,010,000	2,010,000
Military Superannuation & Benefits Board	AUS	0.00	(0.13)	-55,900	0	55,900
Morgan Stanley Investment Management	USA	0.11	(0.15)	-17,011	47,145	64,156
Morgan Stanley Market Maker	ENG	0.97	(0.48)	215,097	427,910	212,813
Morgan Stanley Securities	ENG	0.11	(0.11)	0	47,113	47,113
Morley Fund Management	ENG	0.33	(0.26)	31,929	145,432	113,503
Multi-Managed		0.55	(1.58)	-455,656	240,443	696,099
Natixis International Funds	IRL	0.84	(0.84)	0	370,000	370,000

Lavendon Group Plc

ORDINARY 1.00p
Company Analysis

: 29 Feb 2008

					29 Feb 2008 43,991,768	31 Jan 2008 43,989,407
		%	%	Net	29 Feb 2008	31 Jan 2008
Fund Manager Net Change Alphabetic	Country	Holdings	(Prev)	change	£161,889,706	£140,326,208
Natwest Financial & Investment Services	ENG	0.11	(0.14)	-11,262	49,745	61,007
Northern Trust Global Investments	USA	0.07	(0.00)	29,799	29,799	0
Old Mutual	ENG	1.65	(2.76)	-486,990	727,297	1,214,287
Price D L Esq	ENG	2.84	(2.84)	0	1,248,776	1,248,776
Psp Investments	CAN	0.27	(0.27)	0	120,000	120,000
Rathbone Investment Management	ENG	0.16	(0.15)	4,900	69,164	64,264
Rensburg Sheppards Investment Management	ENG	0.07	(0.06)	3,000	31,140	28,140
River & Mercantile Asset Management Llp	ENG	1.48	(0.75)	320,791	650,567	329,776
Schroder Investment Management	ENG	0.04	(0.00)	18,074	18,074	0
Shell Pensions	NLD	0.14	(0.14)	0	63,478	63,478
Skandia Asset Management	SWE	0.02	(0.02)	0	10,412	10,412
Small Investors		0.61	(0.48)	60,019	270,227	210,208
Small Investors (Usa)	USA	0.00	(0.18)	-78,041	0	78,041
Squaregain	ENG	0.24	(0.23)	6,547	106,124	99,577
Standard Life Investments	SCT	4.92	(4.88)	20,167	2,166,505	2,146,338
State Street Global Advisors	SCT	1.05	(1.01)	18,100	461,108	443,008
Stock Lending Collateral	ENG	0.01	(0.00)	2,315	2,315	0
Stockinvest Limited	C-I	0.17	(0.17)	0	75,000	75,000
Threadneedle Asset Management	ENG	0.34	(0.34)	0	150,000	150,000
UBS Ag Zurich	CHE	1.20	(1.20)	0	529,171	529,171
UBS Global Asset Management	ENG	0.23	(0.23)	0	101,784	101,784
Universities Superannuation Scheme	ENG	0.11	(0.17)	-25,537	47,275	72,812
Waterhouse Securities	ENG	0.23	(0.20)	12,474	100,229	87,755
Wells Fargo Investments	USA	0.00	(0.02)	-10,000	0	10,000
West Yorkshire Super Fund Trustee	ENG	0.82	(0.82)	0	359,750	359,750
Williams De Broe	ENG	0.00	(0.00)	0	875	875
TOTAL		93.49	(93.30)	88,280	41,131,565	41,043,285

Lavendon Group Plc

ORDINARY 1.00p
 Company Analysis : 29 Feb 2008
 Number of Holders Total/Reported : 241 / 166
 Percentage Covered : 93.50%
 Registrar : Capita IRG Beckenham

Quoted : LSE
 Traded ADR's : N
 Issued cap(29 Feb 2008) : 43,991,768
 Market cap(29 Feb 2008) : £161,889,706
 Industry Sector : 581
 CYCLICAL
 SUPPORT SERVICES
 BUSINESS SUPPORT SERVICES

				29 Feb 2008	31 Jan 2008
				43,991,768	43,989,407
				29 Feb 2008	31 Jan 2008
				£161,889,706	£140,326,208
				%	%
				Holdings	(Prev)
				Net	
				change	
Fund Manager Net Change by Geographic Location					
-					
	Small Investors	0.61	(0.48)	60,019	270,227
	Multi-Managed	0.55	(1.58)	-455,656	240,443
	European Clearing	0.00	(0.00)	0	1,800
AUSTRALIA - AUS		0.00	(0.13)	-55,900	0
	Military Superannuation & Benefits Board	0.00	(0.13)	-55,900	55,900
BELGIUM - BEL		3.03	(3.05)	-9,652	1,330,910
	Dfm Nv	2.94	(2.94)	0	1,294,249
	Dexia Bank Belgium Nv	0.08	(0.11)	-9,652	36,661
CANADA - CAN		0.27	(0.27)	0	120,000
	Psp Investments	0.27	(0.27)	0	120,000
CHANNEL ISLANDS - C-I		0.17	(0.17)	0	75,000
	Stockinvest Limited	0.17	(0.17)	0	75,000
ENGLAND - ENG		54.29	(54.57)	-122,723	23,882,024
	M&G Investment Management	12.54	(12.54)	0	5,514,882
	F&C Asset Management	7.67	(7.67)	0	3,372,733
	Cycladic Capital Management Limited	7.00	(7.33)	-145,000	3,078,344
	Legal & General Investment Management	4.50	(4.43)	32,439	1,981,531
	JPMorgan Asset Management	4.08	(4.01)	31,700	1,796,380
	Price D L Esq	2.84	(2.84)	0	1,248,776
	Individuals & Private Clients	2.70	(2.70)	0	1,188,195
	Barclays Global Investors	2.13	(2.12)	2,577	937,008
	Old Mutual	1.65	(2.76)	-486,990	727,297
	Gartmore Investment Management	1.59	(1.76)	-76,000	700,090
	River & Mercantile Asset Management Llp	1.48	(0.75)	320,791	650,567
	Morgan Stanley Market Maker	0.97	(0.48)	215,097	427,910
	West Yorkshire Super Fund Trustee	0.82	(0.82)	0	359,750
	Investec Asset Management	0.70	(0.81)	-46,741	310,000
	Barclays Capital	0.60	(0.59)	4,739	263,572
	Threadneedle Asset Management	0.34	(0.34)	0	150,000
	Morley Fund Management	0.33	(0.26)	31,929	145,432
	Squaregain	0.24	(0.23)	6,547	106,124
	Aerion Fund Management	0.24	(0.24)	0	105,102
	UBS Global Asset Management	0.23	(0.23)	0	101,784
	Waterhouse Securities	0.23	(0.20)	12,474	100,229
	Insight Asset Management	0.20	(0.20)	0	87,780
	AXA Investment Managers	0.16	(0.15)	3,000	70,644
	Rathbone Investment Management	0.16	(0.15)	4,900	69,164
	First Cb Trustees Limited	0.13	(0.13)	0	55,407
	Natwest Financial & Investment Services	0.11	(0.14)	-11,262	49,745
	Eden Group	0.11	(0.16)	-20,775	49,274
	Universities Superannuation Scheme	0.11	(0.17)	-25,537	47,275
	Morgan Stanley Securities	0.11	(0.11)	0	47,113
	HSBC Asset Management	0.10	(0.10)	0	44,100
	Appleton K A Esq	0.10	(0.10)	0	43,412
	Rensburg Sheppards Investment Management	0.07	(0.06)	3,000	31,140
	Schroder Investment Management	0.04	(0.00)	18,074	18,074
	Stock Lending Collateral	0.01	(0.00)	2,315	2,315
	Williams De Broe	0.00	(0.00)	0	875
GERMANY - DEU		4.59	(4.59)	0	2,020,000
	Mijnlieff M Esq	4.57	(4.57)	0	2,010,000
	Deutsche Bank Ag	0.02	(0.02)	0	10,000
HONG KONG - HKG		0.25	(0.25)	0	110,775
	Citibank Hong Kong	0.25	(0.25)	0	110,775
IRELAND - IRL		0.84	(0.84)	0	370,000
	Natixis International Funds	0.84	(0.84)	0	370,000
NETHERLANDS - NLD		0.14	(0.14)	0	63,478
	Shell Pensions	0.14	(0.14)	0	63,478
SCOTLAND - SCT		11.15	(10.88)	119,026	4,905,623
	Standard Life Investments	4.92	(4.88)	20,167	2,166,505

Lavendon Group Plc

ORDINARY 1.00p

Company Analysis

: 29 Feb 2008

				29 Feb 2008	31 Jan 2008
				43,991,768	43,989,407
				29 Feb 2008	31 Jan 2008
				£161,889,706	£140,326,208
Fund Manager Net Change by Geographic Location	% Holdings	% (Prev)	Net change		
SCOTLAND - SCT					
Baillie Gifford & Co	3.48	(3.33)	63,770	1,529,321	1,465,551
State Street Global Advisors	1.05	(1.01)	18,100	461,108	443,008
Barclays Stockbrokers Limited	1.04	(1.00)	16,989	458,415	441,426
Edinburgh Fund Managers	0.52	(0.52)	0	230,000	230,000
Gerrard Investment Management	0.14	(0.14)	0	60,274	60,274
SWEDEN - SWE	0.02	(0.02)	0	10,412	10,412
Skandia Asset Management	0.02	(0.02)	0	10,412	10,412
SWITZERLAND - CHE	1.57	(1.55)	9,858	691,500	681,642
UBS Ag Zurich	1.20	(1.20)	0	529,171	529,171
Bank Vontobel Zurich	0.24	(0.24)	0	107,500	107,500
Credit Suisse	0.12	(0.10)	9,858	54,829	44,971
UNITED ARAB EMIRATES - ARE	0.25	(0.25)	0	111,552	111,552
Abu Dhabi Investment Authority	0.25	(0.25)	0	111,552	111,552
UNITED STATES - USA	15.75	(14.51)	543,308	6,927,821	6,384,513
Goldman Sachs	8.72	(7.44)	563,303	3,836,234	3,272,931
Berggruen Holdings Limited	2.36	(2.38)	-8,336	1,038,608	1,046,944
Dimensional Fund Advisors Inc (Us)	2.29	(2.21)	35,714	1,006,219	970,505
Globeflex Capital Lp	1.37	(1.13)	104,857	601,857	497,000
Acadian Asset Management	0.48	(0.43)	23,249	211,703	188,454
Globeflex International Lp	0.15	(0.15)	0	64,905	64,905
Ing Investments Llc	0.14	(0.37)	-100,226	63,698	163,924
Morgan Stanley Investment Management	0.11	(0.15)	-17,011	47,145	64,156
Northern Trust Global Investments	0.07	(0.00)	29,799	29,799	0
Merrill Lynch Custodian	0.06	(0.06)	0	27,653	27,653
Small Investors (Usa)	0.00	(0.18)	-78,041	0	78,041
Wells Fargo Investments	0.00	(0.02)	-10,000	0	10,000
TOTAL	93.49	(93.30)	88,280	41,131,565	41,043,285

Lavendon Group Plc

ORDINARY 1.00p
 Company Analysis : 29 Feb 2008
 Number of Holders Total/Reported : 241 / 166
 Percentage Covered : 93.50%
 Registrar : Capita IRG Beckenham

Quoted : LSE
 Traded ADR's : N
 Issued cap(29 Feb 2008) : 43,991,768
 Market cap(29 Feb 2008) : £161,889,706
 Industry Sector : 581
 CYCLICAL
 SUPPORT SERVICES
 BUSINESS SUPPORT SERVICES

Fund Manager Net Change by Movement	Country	% Holdings	% (Prev)	Net change	29 Feb 2008	31 Jan 2008
					43,991,768	43,989,407
					29 Feb 2008	31 Jan 2008
					£161,889,706	£140,326,208
Goldman Sachs	USA	8.72	(7.44)	563,303	3,836,234	3,272,931
River & Mercantile Asset Management Llp	ENG	1.48	(0.75)	320,791	650,567	329,776
Morgan Stanley Market Maker	ENG	0.97	(0.48)	215,097	427,910	212,813
Globeflex Capital Lp	USA	1.37	(1.13)	104,857	601,857	497,000
Baillie Gifford & Co	SCT	3.48	(3.33)	63,770	1,529,321	1,465,551
Small Investors		0.61	(0.48)	60,019	270,227	210,208
Dimensional Fund Advisors Inc (Us)	USA	2.29	(2.21)	35,714	1,006,219	970,505
Legal & General Investment Management	ENG	4.50	(4.43)	32,439	1,981,531	1,949,092
Morley Fund Management	ENG	0.33	(0.26)	31,929	145,432	113,503
JPMorgan Asset Management	ENG	4.08	(4.01)	31,700	1,796,380	1,764,680
Northern Trust Global Investments	USA	0.07	(0.00)	29,799	29,799	0
Acadian Asset Management	USA	0.48	(0.43)	23,249	211,703	188,454
Standard Life Investments	SCT	4.92	(4.88)	20,167	2,166,505	2,146,338
State Street Global Advisors	SCT	1.05	(1.01)	18,100	461,108	443,008
Schroder Investment Management	ENG	0.04	(0.00)	18,074	18,074	0
Barclays Stockbrokers Limited	SCT	1.04	(1.00)	16,989	458,415	441,426
Waterhouse Securities	ENG	0.23	(0.20)	12,474	100,229	87,755
Credit Suisse	CHE	0.12	(0.10)	9,858	54,829	44,971
Squaregain	ENG	0.24	(0.23)	6,547	106,124	99,577
Rathbone Investment Management	ENG	0.16	(0.15)	4,900	69,164	64,264
Barclays Capital	ENG	0.60	(0.59)	4,739	263,572	258,833
AXA Investment Managers	ENG	0.16	(0.15)	3,000	70,644	67,644
Rensburg Sheppards Investment Management	ENG	0.07	(0.06)	3,000	31,140	28,140
Barclays Global Investors	ENG	2.13	(2.12)	2,577	937,008	934,431
Stock Lending Collateral	ENG	0.01	(0.00)	2,315	2,315	0
M&G Investment Management	ENG	12.54	(12.54)	0	5,514,882	5,514,882
F&C Asset Management	ENG	7.67	(7.67)	0	3,372,733	3,372,733
Mijnlieff M Esq	DEU	4.57	(4.57)	0	2,010,000	2,010,000
Dfm Nv	BEL	2.94	(2.94)	0	1,294,249	1,294,249
Price D L Esq	ENG	2.84	(2.84)	0	1,248,776	1,248,776
Individuals & Private Clients	ENG	2.70	(2.70)	0	1,188,195	1,188,195
UBS Ag Zurich	CHE	1.20	(1.20)	0	529,171	529,171
Natixis International Funds	IRL	0.84	(0.84)	0	370,000	370,000
West Yorkshire Super Fund Trustee	ENG	0.82	(0.82)	0	359,750	359,750
Edinburgh Fund Managers	SCT	0.52	(0.52)	0	230,000	230,000
Threadneedle Asset Management	ENG	0.34	(0.34)	0	150,000	150,000
Psp Investments	CAN	0.27	(0.27)	0	120,000	120,000
Abu Dhabi Investment Authority	ARE	0.25	(0.25)	0	111,552	111,552
Citibank Hong Kong	HKG	0.25	(0.25)	0	110,775	110,775

Lavendon Group Plc

ORDINARY 1.00p
Company Analysis

: 29 Feb 2008

					29 Feb 2008 43,991,768	31 Jan 2008 43,989,407
		% Holdings	% (Prev)	Net change	29 Feb 2008 £161,889,706	31 Jan 2008 £140,326,208
Fund Manager Net Change by Movement	Country					
Bank Vontobel Zurich	CHE	0.24	(0.24)	0	107,500	107,500
Aerion Fund Management	ENG	0.24	(0.24)	0	105,102	105,102
UBS Global Asset Management	ENG	0.23	(0.23)	0	101,784	101,784
Insight Asset Management	ENG	0.20	(0.20)	0	87,780	87,780
Stockinvest Limited	C-I	0.17	(0.17)	0	75,000	75,000
Globeflex International Lp	USA	0.15	(0.15)	0	64,905	64,905
Shell Pensions	NLD	0.14	(0.14)	0	63,478	63,478
Gerrard Investment Management	SCT	0.14	(0.14)	0	60,274	60,274
First Cb Trustees Limited	ENG	0.13	(0.13)	0	55,407	55,407
Morgan Stanley Securities	ENG	0.11	(0.11)	0	47,113	47,113
HSBC Asset Management	ENG	0.10	(0.10)	0	44,100	44,100
Appleton K A Esq	ENG	0.10	(0.10)	0	43,412	43,412
Merrill Lynch Custodian	USA	0.06	(0.06)	0	27,653	27,653
Skandia Asset Management	SWE	0.02	(0.02)	0	10,412	10,412
Deutsche Bank Ag	DEU	0.02	(0.02)	0	10,000	10,000
European Clearing		0.00	(0.00)	0	1,800	1,800
Williams De Broe	ENG	0.00	(0.00)	0	875	875
Berggruen Holdings Limited	USA	2.36	(2.38)	-8,336	1,038,608	1,046,944
Dexia Bank Belgium Nv	BEL	0.08	(0.11)	-9,652	36,661	46,313
Wells Fargo Investments	USA	0.00	(0.02)	-10,000	0	10,000
Natwest Financial & Investment Services	ENG	0.11	(0.14)	-11,262	49,745	61,007
Morgan Stanley Investment Management	USA	0.11	(0.15)	-17,011	47,145	64,156
Eden Group	ENG	0.11	(0.16)	-20,775	49,274	70,049
Universities Superannuation Scheme	ENG	0.11	(0.17)	-25,537	47,275	72,812
Investec Asset Management	ENG	0.70	(0.81)	-46,741	310,000	356,741
Military Superannuation & Benefits Board	AUS	0.00	(0.13)	-55,900	0	55,900
Gartmore Investment Management	ENG	1.59	(1.76)	-76,000	700,090	776,090
Small Investors (Usa)	USA	0.00	(0.18)	-78,041	0	78,041
Ing Investments Llc	USA	0.14	(0.37)	-100,226	63,698	163,924
Cycladic Capital Management Limited	ENG	7.00	(7.33)	-145,000	3,078,344	3,223,344
Old Mutual	ENG	1.65	(2.76)	-486,990	727,297	1,214,287
Multi-Managed		0.55	(1.58)	-455,656	240,443	696,099
TOTAL		93.49	(93.30)	88,280	41,131,565	41,043,285

Lavendon Group Plc

For additional history call 0207 739 9949

Industry Sector : 581

CYCLICAL

SUPPORT SERVICES

BUSINESS SUPPORT SERVICES

ORDINARY 1.00p

HISTORY Analysis

Quoted

: LSE

Issued cap & Analysis Date	43,991,768	29 Feb 2008	43,989,407	31 Jan 2008	43,981,060	31 Dec 2007	42,079,256	30 Nov 2007
Market cap & Date	£161,889,706	29 Feb 2008	£140,326,208	31 Jan 2008	£189,118,558	31 Dec 2007	£215,656,187	30 Nov 2007
Number of Holders Total & Reported	241	166	242	164	231	163	224	152
Percentage Covered		93.50%		93.30%		93.61%		93.68%
Fund Manager Net Change by holding	% Holdings	Number of shares	Net changes	% Holdings	Number of shares	Net changes	% Holdings	Number of shares
M&G Investment Management	12.54	5,514,882	0	12.54	5,514,882	0	13.11	5,514,882
Goldman Sachs	8.72	3,836,234	563,303	7.44	3,272,931	538,654	7.03	2,959,323
F&C Asset Management	7.67	3,372,733	0	7.67	3,372,733	0	8.02	3,372,762
Cycladic Capital Management Limited	7.00	3,078,344	-145,000	7.33	3,223,344	-1,000,000	9.96	4,188,991
Standard Life Investments	4.92	2,166,505	20,167	4.88	2,146,338	0	5.12	2,153,566
Mijnlieff M Esq	4.57	2,010,000	0	4.57	2,010,000	0	4.77	2,005,322
Legal & General Investment Management	4.50	1,981,531	32,439	4.43	1,949,092	52,566	4.04	1,699,386
JPMorgan Asset Management	4.08	1,796,380	31,700	4.01	1,764,680	-8,600	4.00	1,681,780
Baillie Gifford & Co	3.48	1,529,321	63,770	3.33	1,465,551	-55,126	3.63	1,529,321
Dfm Nv	2.94	1,294,249	0	2.94	1,294,249	0	0.00	0
Price D L Esq	2.84	1,248,776	0	2.84	1,248,776	0	2.97	1,248,776
Individuals & Private Clients	2.70	1,188,195	0	2.70	1,188,195	0	1.43	602,320
Berggruen Holdings Limited	2.36	1,038,608	-8,336	2.38	1,046,944	0	2.47	1,038,608
Dimensional Fund Advisors Inc (Us)	2.29	1,006,219	35,714	2.21	970,505	0	2.25	948,546
Barclays Global Investors	2.13	937,008	2,577	2.12	934,431	136,775	2.37	995,623
Old Mutual	1.65	727,297	-486,990	2.76	1,214,287	-181,978	3.92	1,648,365
Gartmore Investment Management	1.59	700,090	-76,000	1.76	776,090	0	1.84	776,090
River & Mercantile Asset Management Llp	1.48	650,567	320,791	0.75	329,776	0	0.76	321,576
Globeflex Capital Lp	1.37	601,857	104,857	1.13	497,000	0	1.09	459,977
UBS Ag Zurich	1.20	529,171	0	1.20	529,171	-2,400	1.28	539,437
State Street Global Advisors	1.05	461,108	18,100	1.01	443,008	0	1.05	443,008
Barclays Stockbrokers Limited	1.04	458,415	16,989	1.00	441,426	549	1.03	431,946
Morgan Stanley Market Maker	0.97	427,910	215,097	0.48	212,813	34,814	0.37	155,655
Natixis International Funds	0.84	370,000	0	0.84	370,000	0	0.88	370,000
West Yorkshire Super Fund Trustee	0.82	359,750	0	0.82	359,750	25,767	0.85	359,750
Investec Asset Management	0.70	310,000	-46,741	0.81	356,741	-688	0.85	357,429
Small Investors	0.61	270,227	60,019	0.48	210,208	-14,000	0.61	255,549
Barclays Capital	0.60	263,572	4,739	0.59	258,833	-1,105	0.61	255,470
Edinburgh Fund Managers	0.52	230,000	0	0.52	230,000	0	0.55	230,000
Acadian Asset Management	0.48	211,703	23,249	0.43	188,454	0	0.43	182,990
Threadneedle Asset Management	0.34	150,000	0	0.34	150,000	0	0.36	150,000
Morley Fund Management	0.33	145,432	31,929	0.26	113,503	0	0.27	113,503
Psp Investments	0.27	120,000	0	0.27	120,000	0	0.29	120,000
Abu Dhabi Investment Authority	0.25	111,552	0	0.25	111,552	0	0.00	0
Citibank Hong Kong	0.25	110,775	0	0.25	110,775	0	0.26	110,775
Bank Vontobel Zurich	0.24	107,500	0	0.24	107,500	0	0.26	107,500
Squaregain	0.24	106,124	6,547	0.23	99,577	481	0.23	95,751
Aerion Fund Management	0.24	105,102	0	0.24	105,102	0	0.25	105,102

Lavendon Group Plc

ORDINARY 1.00p
HISTORY Analysis

Issued cap & Analysis Date	43,991,768	29 Feb 2008	43,989,407	31 Jan 2008	43,981,060	31 Dec 2007	42,079,256	30 Nov 2007			
Market cap & Date	£161,889,706	29 Feb 2008	£140,326,208	31 Jan 2008	£189,118,558	31 Dec 2007	£215,656,187	30 Nov 2007			
Number of Holders Total & Reported	241	166	242	164	231	163	224	152			
Percentage Covered		93.50%		93.30%		93.61%		93.68%			
	% Holdings	Number of shares	Net changes	% Holdings	Number of shares	Net changes	% Holdings	Number of shares	% Holdings	Number of shares	
Fund Manager Net Change by holding											
UBS Global Asset Management	0.23	101,784	0	0.23	101,784	0	0.23	101,784	22,516	0.19	79,268
Waterhouse Securities	0.23	100,229	12,474	0.20	87,755	3,192	0.19	84,563	-691	0.20	85,254
Insight Asset Management	0.20	87,780	0	0.20	87,780	0	0.20	87,780	0	0.21	87,780
Stockinvest Limited	0.17	75,000	0	0.17	75,000	0	0.17	75,000	0	0.18	75,000
AXA Investment Managers	0.16	70,644	3,000	0.15	67,644	-1,697	0.16	69,341	693	0.16	68,648
Rathbone Investment Management	0.16	69,164	4,900	0.15	64,264	7,800	0.13	56,464	0	0.13	56,464
Globeflex International Lp	0.15	64,905	0	0.15	64,905	0	0.15	64,905	0	0.15	64,905
Ing Investments Llc	0.14	63,698	-100,226	0.37	163,924	0	0.37	163,924	63,698	0.24	100,226
Shell Pensions	0.14	63,478	0	0.14	63,478	0	0.14	63,478	0	0.15	63,478
Gerrard Investment Management	0.14	60,274	0	0.14	60,274	1,000	0.13	59,274	-1,500	0.14	60,774
First Cb Trustees Limited	0.13	55,407	0	0.13	55,407	0	0.13	55,407	0	0.13	55,407
Credit Suisse	0.12	54,829	9,858	0.10	44,971	44,971	0.00	0	0	0.00	0
Natwest Financial & Investment Services	0.11	49,745	-11,262	0.14	61,007	-249	0.14	61,256	-1,538	0.15	62,794
Eden Group	0.11	49,274	-20,775	0.16	70,049	0	0.16	70,049	-8,900	0.19	78,949
Universities Superannuation Scheme	0.11	47,275	-25,537	0.17	72,812	-4,702	0.18	77,514	-22,634	0.24	100,148
Morgan Stanley Investment Management	0.11	47,145	-17,011	0.15	64,156	-4,693	0.16	68,849	-12,716	0.19	81,565
Morgan Stanley Securities	0.11	47,113	0	0.11	47,113	0	0.11	47,113	0	0.11	47,113
HSBC Asset Management	0.10	44,100	0	0.10	44,100	0	0.10	44,100	0	0.10	44,100
Appleton K A Esq	0.10	43,412	0	0.10	43,412	0	0.10	43,412	0	0.10	43,412
Dexia Bank Belgium Nv	0.08	36,661	-9,652	0.11	46,313	0	0.11	46,313	0	0.11	46,313
Rensburg Sheppards Investment Management	0.07	31,140	3,000	0.06	28,140	0	0.06	28,140	0	0.07	28,140
Northern Trust Global Investments	0.07	29,799	29,799	0.00	0	-29,799	0.07	29,799	29,799	0.00	0
Merrill Lynch Custodian	0.06	27,653	0	0.06	27,653	0	0.06	27,653	0	0.07	27,653
Schroder Investment Management	0.04	18,074	18,074	0.00	0	0	0.00	0	0	0.00	0
Skandia Asset Management	0.02	10,412	0	0.02	10,412	0	0.02	10,412	10,412	0.00	0
Deutsche Bank Ag	0.02	10,000	0	0.02	10,000	10,000	0.00	0	0	0.00	0
Stock Lending Collateral	0.01	2,315	2,315	0.00	0	0	0.00	0	0	0.00	0
European Clearing	0.00	1,800	0	0.00	1,800	0	0.00	1,800	-3,954	0.01	5,754
Williams De Broe	0.00	875	0	0.00	875	0	0.00	875	0	0.00	875
Small Investors (Usa)	0.00	0	-78,041	0.18	78,041	0	0.18	78,041	-3,308	0.19	81,349
Military Superannuation & Benefits Board	0.00	0	-55,900	0.13	55,900	0	0.13	55,900	0	0.13	55,900
Wells Fargo Investments	0.00	0	-10,000	0.02	10,000	0	0.02	10,000	10,000	0.00	0
Dws Investment Gmbh	0.00	0	0	0.00	0	-75,000	0.17	75,000	75,000	0.00	0
Gam	0.00	0	0	0.00	0	0	0.00	0	-64,681	0.15	64,681
Deka Bank	0.00	0	0	0.00	0	0	0.00	0	-60,000	0.14	60,000
Lehman Brothers	0.00	0	0	0.00	0	0	0.00	0	-54,579	0.13	54,579
Ccla Investment Management	0.00	0	0	0.00	0	0	0.00	0	-51,313	0.12	51,313

Lavendon Group Plc

ORDINARY 1.00p
HISTORY Analysis

Issued cap & Analysis Date	43,991,768	29 Feb 2008		43,989,407	31 Jan 2008		43,981,060	31 Dec 2007		42,079,256	30 Nov 2007
Market cap & Date	£161,889,706	29 Feb 2008		£140,326,208	31 Jan 2008		£189,118,558	31 Dec 2007		£215,656,187	30 Nov 2007
Number of Holders Total & Reported	241	166		242	164		231	163		224	152
Percentage Covered		93.50%			93.30%			93.61%			93.68%
Fund Manager Net Change by holding	% Holdings	Number of shares	Net changes	% Holdings	Number of shares	Net changes	% Holdings	Number of shares	Net changes	% Holdings	Number of shares
Killik & Co	0.00	0	0	0.00	0	0	0.00	0	-42,241	0.10	42,241
Halifax Share Dealing	0.00	0	0	0.00	0	0	0.00	0	-41,374	0.10	41,374
Small Investors	0.00	0	0	0.00	0	0	0.00	0	-670	0.00	670
Multi-Managed	0.55	240,443	-455,656	1.58	696,099	396,211	0.68	299,888	225,665	0.18	74,223
TOTAL	93.49	41,131,565	88,280	93.30	41,043,285	-127,257	93.61	41,170,542	1,751,113	93.68	39,419,429

Lavendon Group Plc

ORDINARY 1.00p
 Company Analysis : 29 Feb 2008
 Number of Holders Total/Reported : 241 / 166
 Percentage Covered : 93.50%
 Registrar : Capita IRG Beckenham

Quoted : LSE
 Traded ADR's : N
 Issued cap(29 Feb 2008) : 43,991,768
 Market cap(29 Feb 2008) : £161,889,706
 Industry Sector : 581
 CYCLICAL
 SUPPORT SERVICES
 BUSINESS SUPPORT SERVICES

Fund Manager by holding Registered Name	Account designation	Beneficial Owner	Country	Type	% Holdings	Number of Shares
M&G Investment Management						
Nortrust Nominees Limited	MKK01	M&G Recovery Fund (Oeic)	ENG	OEIC	10.66	4,689,882
Prudential Client HSBC Gis Nominee UK Limited	PAC	Prudential With Profits Life Fund	ENG	Ass	1.88	825,000
Goldman Sachs						
Bank of New York Nominees Limited	DBV303	Stock Lending Dbv Collateral	ENG	SL	8.23	3,618,983
Goldman Sachs Securities Nominees Limited	ILSEG	Segregated Accounts European Cust	ENG	Cust	0.33	145,661
Goldman Sachs Securities Nominees Limited	ILCLR	Goldman Sachs International	ENG	Cust	0.16	71,590
F&C Asset Management						
HSBC Global Custody Nominee UK Limited	879738	Friends Provident Pensions Limited	ENG	PFd	3.27	1,437,564
Chase Nominees Limited	30332	Stewardship Growth Fund (Oeic)	ENG	OEIC	2.27	996,704
Chase Nominees Limited	30521	Stewardship Income Fund (The) Oeic	ENG	OEIC	1.25	550,810
Chase Nominees Limited	2129	F&C Growth & Income Fund li lcv	ENG	OEIC	0.46	201,766
Citifriends Nominee Limited	N/A	Friends Provident Life Office	ENG	Ins	0.42	185,889
Cycladic Capital Management Limited						
Goldman Sachs Securities Nominees Limited	ILSEG	Cycladic Catalyst Master Fund	ENG	HF	4.77	2,099,311
Bank of New York Nominees Limited	N/A	Rit Capital Partners Plc	ENG	IT	2.18	958,033
Goldman Sachs Securities Nominees Limited	ILSEG	Cycladic Archipelago Fund	ENG	HF	0.05	21,000
Standard Life Investments						
Vidacos Nominees Limited	SL067	Slic UK Small Companies Fund	ENG	UT	3.24	1,425,360
Vidacos Nominees Limited	SL022	Slac Corporate Equity Smaller Co's	ENG	UT	1.14	503,054
Vidacos Nominees Limited	SL080	Sltm UK Equities General Fund (Ut)	ENG	UT	0.54	238,091
Mijnlieff M Esq						
State Street Nominees Limited	3BD2	Mijnlieff M Esq	DEU	Priv	4.57	2,010,000
Legal & General Investment Management						
HSBC Global Custody Nominee UK Limited	357206	L&G Pooled Index Fund	ENG	Ins	2.36	1,038,525
HSBC Global Custody Nominee UK Limited	652355	Legal & General UK Equity Index Fund	ENG	UT	0.36	157,445
Chase Nominees Limited	N/A	L&G (Barclays) 500 Fund	ENG	UT	0.32	139,782
HSBC Global Custody Nominee UK Limited	969995	L&G UK Equity Index (Pfd)	ENG	PFd	0.30	130,946
HSBC Global Custody Nominee UK Limited	866203	Alliance & Leicester PEP Account	ENG	PEP	0.22	95,353
HSBC Global Custody Nominee UK Limited	747381	L&G Smaller Co's Unit Trust	ENG	UT	0.20	89,080
Nortrust Nominees Limited	TDS	L&G UK Index Trust	ENG	UT	0.20	87,006
HSBC Global Custody Nominee UK Limited	775245	L&G Assurance Society Life UK Cons Fund	ENG	Ins	0.19	84,089
HSBC Global Custody Nominee UK Limited	360509	L&G Linked Pensions Exempt Index	ENG	PFd	0.18	77,487
Bank of Ireland Nominees Limited	NRI	L&G (Barclays) Mm UK Lower Cap	ENG	UT	0.17	72,703
Nortrust Nominees Limited	TDS	Charities Aid Foundation	ENG	Chy	0.01	5,000
Chase Nominees Limited	N/A	L&G (Barclays) Combined Income Trust	ENG	UT	0.01	4,115
JPMorgan Asset Management						
Chase Nominees Limited	CMBFLEM	JPMorgan UK Smaller Companies Fund lcv	ENG	ICVC	1.55	683,150
Chase Nominees Limited	CMBFLEM	JPMorgan Smaller Cos Inv Trust Plc	ENG	IT	0.96	423,540
Chase Nominees Limited	N/A	JPMorgan Life Limited	ENG	UT	0.77	337,380
Chase Nominees Limited	JPMLALLD	JPMorgan Life Limited	ENG	UT	0.58	257,190
Chase Nominees Limited	LEND	Jpm Premier Equity Income Fund	ENG	UT	0.15	66,170
Chase Nominees Limited	LEND	Jpm UK Equity & Bond Income Fund	ENG	UT	0.07	28,950
Baillie Gifford & Co						
BNY OCS Nominees Limited	N/A	Baillie Gifford Brit SmlR Co's Fund - Oeic	SCT	OEIC	3.34	1,471,403
Nortrust Nominees Limited	SLEND	Robusta Fund	CHE	PFd	0.13	57,918
Dfm Nv						
Dfm Nv	N/A	Dfm Nv	BEL	Cust	2.94	1,294,249
Price D L Esq						
Mr David Lawrence Price	N/A	Price D L Esq	ENG	Priv	2.76	1,213,268
Disclosed Holding	N/A	Price D L Esq	ENG	Priv	0.08	35,508
Individuals & Private Clients						
Mr Ivan Papell Arimon	N/A	Arimon I P Esq	ESP	Priv	0.76	333,726
Mr Richard Peter James Miller	N/A	Miller R P J Esq	ENG	Priv	0.60	265,584
Mr Dirk-Remi Naessens	N/A	Naessens D-R Esq	BEL	Priv	0.57	252,149
Mr Brian James Fleckney	N/A	Fleckney B J Esq	ENG	Priv	0.47	208,084
Pershing Keen Nominees Limited	PSL981	Appleton K A Esq	ENG	Priv	0.10	43,150
Ferlim Nominees Limited	POOLED	Gordon J E Esq Sipp	ENG	SIPP	0.09	40,623
Disclosed Holding	N/A	Merrell A S Esq	ENG	Priv	0.05	21,467
Disclosed Holding	N/A	Gordon J E Esq	ENG	Priv	0.03	12,000

Lavendon Group Plc

ORDINARY 1.00p

Company Analysis

: 29 Feb 2008

Fund Manager by holding Registered Name	Account designation	Beneficial Owner	Country	Type	% Holdings	Number of Shares
Disclosed Holding	N/A	Appleton K A Esq	ENG	Priv	0.03	11,412
Berggruen Holdings Limited			USA		2.36	1,038,608
Goldman Sachs Securities Nominees Limited	ILSEG	Berggruen Holdings Limited	USA	IC	2.36	1,038,608
Dimensional Fund Advisors Inc (Us)			USA		2.29	1,006,219
Vidacos Nominees Limited	FGN	Dfa Intl Small Cap Value P/folio	USA	MF	1.34	587,941
Vidacos Nominees Limited	FGN	Dfa UK Small Co Series	USA	MF	0.35	154,941
Chase Nominees Limited	LEND	Shell Pensions Trust LTD	ENG	PFd	0.30	130,777
Vidacos Nominees Limited	UKCP100	Dfa Managed Funds	USA	MF	0.11	46,686
Mellon Nominees UK Limited	BSDTGUSD	Arizona State Retirement System	USA	PFd	0.04	18,678
Chase Nominees Limited	LEND	Royal Mail Pension Plan	ENG	PFd	0.04	17,036
Vidacos Nominees Limited	FGN	Dfa Managed Funds	USA	MF	0.04	16,582
Chase Nominees Limited	LEND	Shell Trust Bermuda Limited	BMU	PFd	0.03	11,619
Nortrust Nominees Limited	SLEND	Robusta Fund	CHE	PFd	0.02	10,379
Nortrust Nominees Limited	SLEND	Healthcare	USA	PFd	0.02	10,253
Nortrust Nominees Limited	SLEND	Ford Motor Company	USA	PFd	0.00	1,327
Barclays Global Investors			ENG		2.13	937,008
Chase Nominees Limited	BGILIFEL	Aquila Life UK Equity Index Fund	ENG	Ins	1.82	802,543
Chase Nominees Limited	BGILIFE	Bgi Life Equity Funds	ENG	Ins	0.20	86,514
Chase Nominees Limited	BGIOMNI	Bgi Pension Funds Mgmt	ENG	PFd	0.11	47,951
Old Mutual			ENG		1.65	727,297
Roy Nominees Limited	880271	Old Mutual UK Select Smaller Co's Fund	SCT	UT	0.92	406,796
Bbhsl Nominees Limited	120290	Old Mutual UK Select Smaller Co's Fund	SCT	UT	0.30	130,176
Vidacos Nominees Limited	2303	Old Mutual UK Dynamic Equity Fund	ENG	UT	0.19	85,598
Vidacos Nominees Limited	2303	Old Mutual UK Specialist Equity Fund	IRL	UT	0.13	57,757
Bank of Ireland Nominees Limited	NRI	Barclays UK Smaller Companies Fund	ENG	UT	0.11	46,970
Gartmore Investment Management			ENG		1.59	700,090
HSBC Global Custody Nominee UK Limited	934567	Gartmore UK & Irish Smaller Co's Strat	ENG	UT	0.82	361,484
Nortrust Nominees Limited	SLEND	Strathclyde Pension Fund	SCT	PFd	0.36	158,241
BNY GIL Client Account Nominees Limited	LST	Gartmore Smaller Co Trust Plc	ENG	IT	0.25	111,246
BNY GIL Client Account Nominees Limited	NWSC	Gartmore Growth Opportunities Plc	ENG	IT	0.16	69,119
River & Mercantile Asset Management Llp			ENG		1.48	650,567
Nortrust Nominees Limited	UNIPOOL	Uninvest - Unilever Pension Funds	LUX	PFd	0.64	282,678
Mellon Nominees UK Limited	BSDTABN	RI Managers of Managers UK Equity Growth Tr	ENG	IT	0.44	193,183
Mellon Nominees UK Limited	BSDTABN	River & Mercantile UK Equity High Alpha Fund	ENG	IF	0.27	116,927
Nortrust Nominees Limited	SLEND	Tnt Multi Manager	ENG	IF	0.13	57,779
Globeflex Capital Lp			USA		1.37	601,857
Mellon Nominees UK Limited	BSDTGUSD	University of Texas System (Board of Regents	USA	UV	0.57	251,700
Mellon Nominees UK Limited	BSDTUSD	Globeflex International All-Cap Commingled Tr	USA	MF	0.16	69,057
HSBC Global Custody Nominee UK Limited	811834	Vant Globeflex	USA	IC	0.15	64,000
Nortrust Nominees Limited	SLEND	Illinois Municipal Retirement Fund	USA	PFd	0.13	59,100
State Street Nominees Limited	OM02	Illinois State Board of Investment	USA	LA	0.12	51,200
Nortrust Nominees Limited	SURLEND	State University Retirement Sysyem Illinois	USA	PFd	0.11	48,100
Nortrust Nominees Limited	SLEND	Us Charities	USA	Chy	0.09	40,200
Mellon Nominees UK Limited	BSDTGUSD	Pennsylvania Municipal Retirement System	USA	PFd	0.04	18,500
UBS Ag Zurich			CHE		1.20	529,171
HSBC Global Custody Nominee UK Limited	813259	UBS Ag Zurich Client Account	CHE	ClAc	1.20	529,171
State Street Global Advisors			SCT		1.05	461,108
State Street Nominees Limited	HKQR	National Westminster Life Assurance LTD	ENG	Ass	0.52	230,007
State Street Nominees Limited	HKEG	National Westminster Life Assurance LTD	ENG	Ass	0.35	153,194
State Street Nominees Limited	OM03	Virgin UK Index Tracking Trust	ENG	UT	0.11	48,907
Chase Nominees Limited	LEND	Pension Funds	ENG	PFd	0.07	29,000
Barclays Stockbrokers Limited			SCT		1.04	458,415
Barclayshare Nominees Limited	N/A	Small Investors	ENG	Priv	0.72	317,912
Barclayshare Nominees Limited	N/A	Fisher D A Esq	ENG	Priv	0.18	80,965
Barclayshare Nominees Limited	N/A	Merrell A S Esq	ENG	Priv	0.10	42,000
Barclayshare Nominees Limited	N/A	Private Clients		Priv	0.04	17,538
Morgan Stanley Market Maker			ENG		0.97	427,910
Morstan Nominees Limited	FIRM	Market Maker / Stock Lending	GBR	MM	0.97	427,910
Natixis International Funds			IRL		0.84	370,000
Bbhsl Nominees Limited	126786	Ixis Am Europe Small Cap	LUX	IF	0.84	370,000
West Yorkshire Super Fund Trustee			ENG		0.82	359,750
City of Bradford Metropolitan District Council	SF	West Yorkshire CC Pension Fund	ENG	PFd	0.82	359,750

Lavendon Group Plc

ORDINARY 1.00p

Company Analysis

: 29 Feb 2008

Fund Manager by holding Registered Name	Account designation	Beneficial Owner	Country	Type	% Holdings	Number of Shares
Investec Asset Management			ENG		0.70	310,000
State Street Nominees Limited	OM04	Investec UK Smaller Co Fund	ENG	OEIC	0.70	310,000
Small Investors					0.61	270,227
BNY OCS Nominees Limited	N/A	Small Investors		CitAc	0.17	72,829
Bank of New York Nominees Limited	N/A	Small Investors		CitAc	0.13	57,038
Morstan Nominees Limited	SEG	Small Investors		CitAc	0.10	44,771
State Street Nominees Limited	OM02	Small Investors		CitAc	0.07	32,683
Vidacos Nominees Limited	FGN	Small Investors		CitAc	0.04	18,068
Chase Nominees Limited	N/A	Small Investors		CitAc	0.03	14,000
State Street Nominees Limited	OM03	Small Investors		CitAc	0.03	12,420
Goldman Sachs Securities Nominees Limited	ILSEG	Small Investors		CitAc	0.02	10,366
Mellon Nominees UK Limited	BSDTUSD	Small Investors		CitAc	0.02	7,012
Chase Nominees Limited	LEND	Small Investors		CitAc	0.00	1,040
Barclays Capital			ENG		0.60	263,572
Durlacher Nominees Limited	MAIN	Market Maker / Stock Lending	GBR	MM	0.60	263,572
Edinburgh Fund Managers			SCT		0.52	230,000
BNY OCS Nominees Limited	N/A	Edinburgh Small Co's Trust Plc	SCT	IT	0.52	230,000
Acadian Asset Management			USA		0.48	211,703
Mellon Nominees UK Limited	BSDTGABN	National Pensions Reserve Fund Commission (IRL	PFd	0.14	62,339
Nortrust Nominees Limited	SLEND	Acadian Managed Us Pension Funds	USA	PFd	0.13	58,015
Mellon Nominees UK Limited	BSDTGUSD	Acadian Managed Funds	USA	MF	0.12	50,863
Mellon Nominees UK Limited	BSDTUSD	Acadian Managed Funds	USA	MF	0.09	40,486
Threadneedle Asset Management			ENG		0.34	150,000
Littledown Nominees Limited	TIFICVC	Threadneedle Investments Funds	ENG	IF	0.34	150,000
Morley Fund Management			ENG		0.33	145,432
Chase GA Group Nominees Limited	GA	General Accident Life Assurance Limited	ENG	Ass	0.33	145,432
Psp Investments			CAN		0.27	120,000
Mellon Nominees UK Limited	BSDTGCAD	Psp Foreign Equity Fund	CAN	PFd	0.27	120,000
Abu Dhabi Investment Authority			ARE		0.25	111,552
State Street Nominees Limited	GULF	Abu Dhabi Investment Authority	ARE	IC	0.25	111,552
Citibank Hong Kong			HKG		0.25	110,775
Vidacos Nominees Limited	FGN	Citibank Hong Kong	HKG	BK	0.25	110,775
Bank Vontobel Zurich			CHE		0.24	107,500
HSBC Global Custody Nominee UK Limited	813259	Bank Vontobel Zurich	CHE	BK	0.24	107,500
Squaregain			ENG		0.24	106,124
LR Nominees Limited	NOMINEE	Small Investors - Execution Only	ENG	Priv	0.22	95,751
LR Nominees Limited	NOMINEE	Client Account - Execution Only	ENG	Priv	0.02	10,373
Aerion Fund Management			ENG		0.24	105,102
Stargas Nominees Limited	N/A	National Grid UK Pension Scheme	GBR	PFd	0.24	105,102
UBS Global Asset Management			ENG		0.23	101,784
Chase Nominees Limited	UBSGAMEQ	Ubsgam Life Limited	ENG	Ass	0.23	101,784
Waterhouse Securities			ENG		0.23	100,229
TD Waterhouse Nominees Europe Limited	SMKTNOMS	Small Investors	ENG	Priv	0.18	77,829
TD Waterhouse Nominees Europe Limited	SMKTNOMS	Client Account		CitAc	0.05	22,400
Insight Asset Management			ENG		0.20	87,780
Nortrust Nominees Limited	HLIFE	Halifax Life Limited	ENG	Ass	0.20	87,780
Stockinvest Limited			C-I		0.17	75,000
Stockinvest Limited	1200	Ingram D M Esq & S N Mrs	ENG	Priv	0.17	75,000
AXA Investment Managers			ENG		0.16	70,644
HSBC Global Custody Nominee UK Limited	844359	AXA UK Smaller Co's Fund (Icvc)	ENG	ICVC	0.16	70,644
Rathbone Investment Management			ENG		0.16	69,164
Rathbone Nominees Limited	N/A	Thorncroft Settlement - Lutea Trustees	ENG	TSTE	0.09	37,630
Rathbone Nominees Limited	N/A	Private Clients	ENG	Priv	0.06	26,892
Rathbone Nominees Limited	N/A	Small Investors	ENG	Priv	0.01	4,642
Globeflex International Lp			USA		0.15	64,905
Mellon Nominees UK Limited	BSDTGUSD	School Employees Retirement System of Ohio	USA	PFd	0.15	64,905
Ing Investments Llc			USA		0.14	63,698
Bank of New York Nominees Limited	N/A	Ing International Small Cap Growth Fund	USA	UT	0.14	63,698

Lavendon Group Plc

ORDINARY 1.00p

Company Analysis

: 29 Feb 2008

Fund Manager by holding Registered Name	Account designation	Beneficial Owner	Country	Type	% Holdings	Number of Shares
Shell Pensions			NLD		0.14	63,478
HSBC Spms Nominee UK Limited	865880	Shell Contributory Pension Fund	ENG	PFd	0.14	63,478
Gerrard Investment Management			SCT		0.14	60,274
Rc Greig Nominees Limited	N/A	Shipman H L Mrs	ENG	Priv	0.13	58,274
Rc Greig Nominees Limited	N/A	Private Clients	ENG	Priv	0.00	2,000
First Cb Trustees Limited			ENG		0.13	55,407
Rock Nominees Limited	600919	First Cb Trustees Limited	ENG	TSTE	0.13	55,407
Credit Suisse			CHE		0.12	54,829
Credit Suisse Securities Europe Limited	PRINCPAL	Market Maker / Principal Trading	ENG	MM	0.12	54,829
Natwest Financial & Investment Services			ENG		0.11	49,745
Natwest PEP Nominees Limited	N/A	PEP Holders	ENG	PEP	0.11	49,745
Eden Group			ENG		0.11	49,274
Pershing Keen Nominees Limited	KSCLT	Warner-Allen J C Esq & C A Mrs	ENG	Priv	0.11	49,274
Universities Superannuation Scheme			ENG		0.11	47,275
Chase Nominees Limited	USSLEND	Universities Superannuation Scheme	ENG	PFd	0.11	47,275
Morgan Stanley Investment Management			USA		0.11	47,145
Chase Nominees Limited	CMBL	Morgan Stanley Sicav	LUX	OEIC	0.11	47,145
Morgan Stanley Securities			ENG		0.11	47,113
Morstan Nominees Limited	FIRM	Morgan Stanley Securities	ENG		0.11	47,113
HSBC Asset Management			ENG		0.10	44,100
HSBC Global Custody Nominee UK Limited	780877	HSBC UK Small Co	ENG	IC	0.10	44,100
Appleton K A Esq			ENG		0.10	43,412
Kevin Appleton	N/A	Appleton K A Esq	ENG	Priv	0.10	43,412
Dexia Bank Belgium Nv			BEL		0.08	36,661
Bank of New York Nominees Limited	N/A	Qi Sicav	BEL	SICAV	0.08	36,661
Rensburg Sheppards Investment Management			ENG		0.07	31,140
Ferlim Nominees Limited	POOLED	Small Investors		CitAc	0.06	28,140
Ferlim Nominees Limited	POOLED	Client Account	ENG	CitAc	0.01	3,000
Northern Trust Global Investments			USA		0.07	29,799
Nortrust Nominees Limited	SLEND	Quantitative Management Collective Funds Tru	USA	IF	0.07	29,799
Merrill Lynch Custodian			USA		0.06	27,653
Nutraco Nominees Limited	N/A	Requires 793 Reply			0.06	27,653
Schroder Investment Management			ENG		0.04	18,074
Chase Nominees Limited	N/A	Nationwide Tracker Fund	ENG	TKR	0.04	18,074
Skandia Asset Management			SWE		0.02	10,412
Bank of New York Nominees Limited	N/A	Skandia Life UK Index Fund	ENG	UT	0.02	10,412
Deutsche Bank Ag			DEU		0.02	10,000
State Street Nominees Limited	3BD2	Deutsche Bank Ag Frankfurt	DEU	BK	0.02	10,000
Stock Lending Collateral			ENG		0.01	2,315
Nortrust Nominees Limited	SLEND	Stock Lending Dbv Collateral	ENG	SL	0.01	2,315
European Clearing					0.00	1,800
HSBC Global Custody Nominee UK Limited	813259	Small Investors (Eur)			0.00	1,800
Williams De Broe			ENG		0.00	875
Pershing Keen Nominees Limited	PSL981	Client Account		CitAc	0.00	875
Multi-Managed					0.55	240,443
Bank of New York Nominees Limited	N/A	Requires 793 Reply			0.33	145,073
HSBC Global Custody Nominee UK Limited	811834	Investors Bank & Trust Co Usa	USA	BK	0.06	25,965
State Street Nominees Limited	OM02	Omnibus A/c	ENG	IF	0.05	23,264
State Street Nominees Limited	OM03	Omnibus A/c	ENG	IF	0.03	14,300
Nortrust Nominees Limited	UNIPOOL	Uninvest - Unilever Pension Funds	LUX	PFd	0.03	11,574
Mellon Nominees UK Limited	BSDTGUSD	Boston Safe Custodians	USA	NCust	0.02	8,449
BNY OCS Nominees Limited	N/A	Requires 793 Reply			0.02	7,637
Nortrust Nominees Limited	TDS	Requires 793 Reply			0.01	2,600
Vidacos Nominees Limited	FGN	Requires 793 Reply			0.00	1,581

Lavendon Group Plc

ORDINARY 1.00p
 Company Analysis : 29 Feb 2008
 Number of Holders Total/Reported : 241 / 166
 Percentage Covered : 93.50%
 Registrar : Capita IRG Beckenham

Quoted : LSE
 Traded ADR's : N
 Issued cap(29 Feb 2008) : 43,991,768
 Market cap(29 Feb 2008) : £161,889,706
 Industry Sector : 581
 CYCLICAL
 SUPPORT SERVICES
 BUSINESS SUPPORT SERVICES

				29 Feb 2008	31 Jan 2008
				43,991,768	43,989,407
				29 Feb 2008	31 Jan 2008
				£161,889,706	£140,326,208
Owner Net Change by Type		%	%	Net	
		Holdings	(Prev)	change	
UNKNOWN -		0.55	(0.89)	-149,753	243,710
Requires 793 Reply		0.42	(0.76)	-149,753	184,544
Morgan Stanley Securities		0.11	(0.11)	0	47,113
Healthcare		0.02	(0.02)	0	10,253
Small Investors (Eur)		0.00	(0.00)	0	1,800
Assurance - Ass		3.51	(3.44)	31,929	1,543,197
Prudential With Profits Life Fund		1.88	(1.88)	0	825,000
National Westminster Life Assurance LTD		0.87	(0.87)	0	383,201
General Accident Life Assurance Limited		0.33	(0.26)	31,929	145,432
Ubsgam Life Limited		0.23	(0.23)	0	101,784
Halifax Life Limited		0.20	(0.20)	0	87,780
Bank - BK		0.58	(0.58)	64	254,240
Citibank Hong Kong		0.25	(0.25)	0	110,775
Bank Vontobel Zurich		0.24	(0.24)	0	107,500
Investors Bank & Trust Co Usa		0.06	(0.06)	64	25,965
Deutsche Bank Ag Frankfurt		0.02	(0.02)	0	10,000
Charity - Chy		0.10	(0.10)	0	45,200
Us Charities		0.09	(0.09)	0	40,200
Charities Aid Foundation		0.01	(0.01)	0	5,000
Client Account - CItAc		1.94	(1.79)	65,493	853,813
UBS Ag Zurich Client Account		1.20	(1.20)	0	529,171
Small Investors		0.68	(0.54)	60,019	298,367
Client Account		0.05	(0.05)	2,474	23,275
Client Account		0.01	(0.00)	3,000	3,000
Custodian - Cust		3.44	(3.61)	-78,685	1,511,500
Dfm Nv		2.94	(2.94)	0	1,294,249
Segregated Accounts European Cust		0.33	(0.51)	-78,885	145,661
Goldman Sachs International		0.16	(0.16)	200	71,590
Hedge Fund - HF		4.82	(5.69)	-382,000	2,120,311
Cycladic Catalyst Master Fund		4.77	(5.64)	-382,000	2,099,311
Cycladic Archipelago Fund		0.05	(0.05)	0	21,000
Investment Company - IC		2.86	(2.88)	-8,336	1,258,260
Berggruen Holdings Limited		2.36	(2.38)	-8,336	1,038,608
Abu Dhabi Investment Authority		0.25	(0.25)	0	111,552
Vant Globeflex		0.15	(0.15)	0	64,000
HSBC UK Small Co		0.10	(0.10)	0	44,100
ICVC - ICVC		1.71	(1.59)	53,500	753,794
JPMorgan UK Smaller Companies Fund Icvc		1.55	(1.44)	50,500	683,150
AXA UK Smaller Co's Fund (Icvc)		0.16	(0.15)	3,000	70,644
Investment Fund - IF		1.73	(1.62)	48,508	762,069
Ixis Am Europe Small Cap		0.84	(0.84)	0	370,000
Threadneedle Investments Funds		0.34	(0.34)	0	150,000
River & Mercantile UK Equity High Alpha Fund		0.27	(0.29)	-12,183	116,927
Tnt Multi Manager		0.13	(0.08)	23,579	57,779
Omnibus A/c		0.09	(0.07)	7,313	37,564
Quantitative Management Collective Funds Trust		0.07	(0.00)	29,799	29,799
Insurance - Ins		5.00	(4.99)	2,577	2,197,560
L&G Pooled Index Fund		2.36	(2.36)	0	1,038,525
Aquila Life UK Equity Index Fund		1.82	(1.82)	2,577	802,543
Friends Provident Life Office		0.42	(0.42)	0	185,889
Bgi Life Equity Funds		0.20	(0.20)	0	86,514
L&G Assurance Society Life UK Cons Fund		0.19	(0.19)	0	84,089
Investment Trust - IT		4.51	(3.63)	386,292	1,985,121
Rit Capital Partners Plc		2.18	(1.64)	237,000	958,033
JPMorgan Smaller Cos Inv Trust Plc		0.96	(0.91)	21,100	423,540
Edinburgh Small Co's Trust Plc		0.52	(0.52)	0	230,000
RI Managers of Managers UK Equity Growth Trust		0.44	(0.15)	128,192	193,183
Gartmore Smaller Co Trust Plc		0.25	(0.25)	0	111,246

Lavendon Group Plc

ORDINARY 1.00p

Company Analysis

: 29 Feb 2008

				29 Feb 2008	31 Jan 2008
	%	%	Net	43,991,768	43,989,407
Owner Net Change by Type	Holdings	(Prev)	change	29 Feb 2008	31 Jan 2008
				£161,889,706	£140,326,208
Investment Trust - IT					
Gartmore Growth Opportunities Plc	0.16	(0.16)	0	69,119	69,119
Local Authority - LA	0.12	(0.12)	0	51,200	51,200
Illinois State Board of Investment	0.12	(0.12)	0	51,200	51,200
Mutual Funds - MF	2.20	(1.92)	121,067	966,556	845,489
Dfa Intl Small Cap Value P/folio	1.34	(1.34)	0	587,941	587,941
Dfa UK Small Co Series	0.35	(0.35)	0	154,941	154,941
Acadian Managed Funds	0.21	(0.09)	52,010	91,349	39,339
Globeflex International All-Cap Commingled Trust	0.16	(0.00)	69,057	69,057	0
Dfa Managed Funds	0.14	(0.14)	0	63,268	63,268
Market Maker - MM	1.70	(1.17)	229,694	746,311	516,617
Market Maker / Stock Lending	1.57	(1.07)	219,836	691,482	471,646
Market Maker / Principal Trading	0.12	(0.10)	9,858	54,829	44,971
Nominee Custodian - NCust	0.02	(0.37)	-154,868	8,449	163,317
Boston Safe Custodians	0.02	(0.37)	-154,868	8,449	163,317
OEIC - OEIC	18.79	(18.88)	-36,355	8,267,710	8,304,065
M&G Recovery Fund (Oeic)	10.66	(10.66)	0	4,689,882	4,689,882
Baillie Gifford Brit SmLR Co's Fund - Oeic	3.34	(3.28)	27,397	1,471,403	1,444,006
Stewardship Growth Fund (Oeic)	2.27	(2.27)	0	996,704	996,704
Stewardship Income Fund (The) Oeic	1.25	(1.25)	0	550,810	550,810
Investec UK Smaller Co Fund	0.70	(0.81)	-46,741	310,000	356,741
F&C Growth & Income Fund Ii Icvc	0.46	(0.46)	0	201,766	201,766
Morgan Stanley Sicav	0.11	(0.15)	-17,011	47,145	64,156
PEP - PEP	0.33	(0.36)	-11,262	145,098	156,360
Alliance & Leicester PEP Account	0.22	(0.22)	0	95,353	95,353
PEP Holders	0.11	(0.14)	-11,262	49,745	61,007
Pension Fund - PFd	7.80	(7.88)	-37,420	3,429,739	3,467,159
Friends Provident Pensions Limited	3.27	(3.27)	0	1,437,564	1,437,564
West Yorkshire CC Pension Fund	0.82	(0.82)	0	359,750	359,750
Uninvest - Unilever Pension Funds	0.67	(0.62)	22,791	294,252	271,461
Strathclyde Pension Fund	0.36	(0.53)	-76,000	158,241	234,241
L&G UK Equity Index (Pfd)	0.30	(0.30)	0	130,946	130,946
Shell Pensions Trust LTD	0.30	(0.30)	0	130,777	130,777
Psp Foreign Equity Fund	0.27	(0.27)	0	120,000	120,000
National Grid UK Pension Scheme	0.24	(0.24)	0	105,102	105,102
L&G Linked Pensions Exempt Index	0.18	(0.18)	0	77,487	77,487
Robusta Fund	0.16	(0.07)	36,373	68,297	31,924
School Employees Retirement System of Ohio	0.15	(0.15)	0	64,905	64,905
Shell Contributory Pension Fund	0.14	(0.14)	0	63,478	63,478
National Pensions Reserve Fund Commission (The)	0.14	(0.14)	0	62,339	62,339
Illinois Municipal Retirement Fund	0.13	(0.10)	17,300	59,100	41,800
Acadian Managed Us Pension Funds	0.13	(0.20)	-28,761	58,015	86,776
State University Retirement System Illinois	0.11	(0.11)	0	48,100	48,100
Bgi Pension Funds Mgmt	0.11	(0.11)	0	47,951	47,951
Universities Superannuation Scheme Pension Funds	0.11	(0.17)	-25,537	47,275	72,812
Arizona State Retirement System	0.07	(0.02)	18,100	29,000	10,900
Pennsylvania Municipal Retirement System	0.04	(0.00)	18,678	18,678	0
Royal Mail Pension Plan	0.04	(0.00)	18,500	18,500	0
Shell Trust Bermuda Limited	0.04	(0.00)	17,036	17,036	0
Shell Trust Bermuda Limited	0.03	(0.03)	0	11,619	11,619
Ford Motor Company	0.00	(0.00)	0	1,327	1,327
Military Superannuation Fund	0.00	(0.13)	-55,900	0	55,900
Private Holder - Priv	12.07	(12.23)	-70,380	5,308,210	5,378,590
Mijnlieff M Esq	4.57	(4.57)	0	2,010,000	2,010,000
Price D L Esq	2.84	(2.84)	0	1,248,776	1,248,776
Small Investors	0.91	(0.91)	-49	400,383	400,432
Arimon I P Esq	0.76	(0.76)	0	333,726	333,726
Miller R P J Esq	0.60	(0.60)	0	265,584	265,584
Naessens D-R Esq	0.57	(0.57)	0	252,149	252,149
Fleckney B J Esq	0.47	(0.47)	0	208,084	208,084
Appleton K A Esq	0.22	(0.22)	0	97,974	97,974
Small Investors - Execution Only	0.22	(0.22)	0	95,751	95,751
Fisher D A Esq	0.18	(0.18)	0	80,965	80,965

Lavendon Group Plc

ORDINARY 1.00p

Company Analysis

: 29 Feb 2008

				29 Feb 2008	31 Jan 2008
				43,991,768	43,989,407
			Net	29 Feb 2008	31 Jan 2008
	Holdings	(Prev)	change	£161,889,706	£140,326,208
Owner Net Change by Type					
Private Holder - Priv					
Ingram D M Esq & S N Mrs	0.17	(0.17)	0	75,000	75,000
Merrell A S Esq	0.14	(0.14)	0	63,467	63,467
Shipman H L Mrs	0.13	(0.13)	0	58,274	58,274
Warner-Allen J C Esq & C A Mrs	0.11	(0.16)	-20,726	49,274	70,000
Private Clients	0.07	(0.05)	4,900	28,892	23,992
Private Clients	0.04	(0.00)	16,989	17,538	549
Gordon J E Esq	0.03	(0.03)	0	12,000	12,000
Client Account - Execution Only	0.02	(0.01)	6,547	10,373	3,826
Small Investors (Usa)	0.00	(0.18)	-78,041	0	78,041
SICAV - SICAV					
Qi Sicav	0.08	(0.11)	-9,652	36,661	46,313
	0.08	(0.11)	-9,652	36,661	46,313
Self Invested Pension Plan - SIPP					
Gordon J E Esq Sipp	0.09	(0.09)	0	40,623	40,623
	0.09	(0.09)	0	40,623	40,623
Stock Lending - SL					
Stock Lending Dbv Collateral	8.23	(6.77)	644,303	3,621,298	2,976,995
	8.23	(6.77)	644,303	3,621,298	2,976,995
Tracker Fund - TKR					
Nationwide Tracker Fund	0.04	(0.00)	18,074	18,074	0
	0.04	(0.00)	18,074	18,074	0
Trustees - TSTE					
First Cb Trustees Limited	0.21	(0.21)	0	93,037	93,037
Thorncroft Settlement - Lutea Trustees	0.13	(0.13)	0	55,407	55,407
	0.09	(0.09)	0	37,630	37,630
Unit Trust - UT					
Slic UK Small Companies Fund	10.50	(11.80)	-574,510	4,618,124	5,192,634
JPMorgan Life Limited	3.24	(3.23)	3,418	1,425,360	1,421,942
Old Mutual UK Select Smaller Co's Fund	1.35	(1.44)	-38,600	594,570	633,170
Slac Corporate Equity Smaller Co's	1.22	(1.96)	-326,874	536,972	863,846
Slac Corporate Equity Smaller Co's	1.14	(1.14)	3,054	503,054	500,000
Gartmore UK & Irish Smaller Co's Strat	0.82	(0.82)	0	361,484	361,484
Sltm UK Equities General Fund (Ut)	0.54	(0.51)	13,695	238,091	224,396
Legal & General UK Equity Index Fund	0.36	(0.36)	0	157,445	157,445
L&G (Barclays) 500 Fund	0.32	(0.25)	28,324	139,782	111,458
L&G Smaller Co's Unit Trust	0.20	(0.20)	0	89,080	89,080
L&G UK Index Trust	0.20	(0.20)	0	87,006	87,006
Old Mutual UK Dynamic Equity Fund	0.19	(0.29)	-41,443	85,598	127,041
L&G (Barclays) Mm UK Lower Cap	0.17	(0.17)	0	72,703	72,703
Jpm Premier Equity Income Fund	0.15	(0.15)	300	66,170	65,870
Ing International Small Cap Growth Fund	0.14	(0.37)	-100,226	63,698	163,924
Old Mutual UK Specialist Equity Fund	0.13	(0.20)	-29,135	57,757	86,892
Virgin UK Index Tracking Trust	0.11	(0.11)	0	48,907	48,907
Barclays UK Smaller Companies Fund	0.11	(0.27)	-72,851	46,970	119,821
Jpm UK Equity & Bond Income Fund	0.07	(0.07)	-1,600	28,950	30,550
Skandia Life UK Index Fund	0.02	(0.02)	0	10,412	10,412
L&G (Barclays) Combined Income Trust	0.01	(0.00)	4,115	4,115	0
Old Mutual Multi-St Spc UK Special Long	0.00	(0.04)	-16,687	0	16,687
University - UV					
University of Texas System (Board of Regents Of)	0.57	(0.57)	0	251,700	251,700
	0.57	(0.57)	0	251,700	251,700
TOTAL	93.49	(93.30)	88,280	41,131,565	41,043,285

Lavendon Group Plc

ORDINARY 1.00p
 Company Analysis : 29 Feb 2008
 Number of Holders Total/Reported : 241 / 166
 Percentage Covered : 93.50%
 Registrar : Capita IRG Beckenham

Quoted : LSE
 Traded ADR's : N
 Issued cap(29 Feb 2008) : 43,991,768
 Market cap(29 Feb 2008) : £161,889,706
 Industry Sector : 581
 CYCLICAL
 SUPPORT SERVICES
 BUSINESS SUPPORT SERVICES

Unknown Holders		Account designation	Beneficial Owner	Country	Type	% Holdings	Number of Shares
Registered Name							
Multi-Managed						0.55	240,443
Bank of New York Nominees Limited		N/A	Requires 793 Reply			0.33	145,073
BNY OCS Nominees Limited		N/A	Requires 793 Reply			0.02	7,637
Nortrust Nominees Limited		TDS	Requires 793 Reply			0.01	2,600
Vidacos Nominees Limited		FGN	Requires 793 Reply			0.00	1,581
Merrill Lynch Custodian				USA		0.06	27,653
Nutracco Nominees Limited		N/A	Requires 793 Reply			0.06	27,653

Lavendon Group Plc

ORDINARY 1.00p

Company Analysis

Number of Holders Total/Reported

Percentage Covered

Registrar

: 29 Feb 2008

: 241 / 166

: 93.50%

: Capita IRG Beckenham

Quoted : LSE

Traded ADR's : N

Issued cap(29 Feb 2008) : 43,991,768

Market cap(29 Feb 2008) : £161,889,706

Industry Sector : 581

CYCLICAL

SUPPORT SERVICES

BUSINESS SUPPORT SERVICES

	Interest in Plc No.	% Stock	% Sector	% Market	Weightings Stock Versus Sector	Weightings Stock Versus Market	Weightings Sector
Fund Manager Weightings							
M&G Investment Management	600	12.54	2.04	1.96	613	638	104
Goldman Sachs	804	8.72	0.50	0.29	>1,000	>1,000	171
F&C Asset Management	474	7.67	0.91	0.54	845	>1,000	167
Cycladic Capital Management Limited	6	7.00	0.03	0.00	-	-	-
Standard Life Investments	415	4.92	1.85	1.21	266	408	153
Mijnlieff M Esq	1	4.57	0.02	0.00	-	-	-
Legal & General Investment Management	696	4.50	3.68	4.27	122	105	86
JPMorgan Asset Management	407	4.08	0.91	0.30	446	>1,000	305
Baillie Gifford & Co	114	3.48	1.09	0.25	319	>1,000	443
Dfm Nv	1	2.94	0.01	0.00	-	-	-
Price D L Esq	1	2.84	0.01	0.00	-	-	-
Individuals & Private Clients	2046	2.70	1.51	0.42	179	639	356
Berggruen Holdings Limited	3	2.36	0.01	0.00	-	-	-
Dimensional Fund Advisors Inc (Us)	45	2.29	0.01	0.01	>1,000	>1,000	109
Barclays Global Investors	673	2.13	1.64	2.73	129	77	59
Old Mutual	134	1.65	0.72	0.20	228	825	361
Gartmore Investment Management	423	1.59	0.21	0.06	757	>1,000	361
River & Mercantile Asset Management Llp	7	1.48	0.01	0.00	-	-	-
Globeflex Capital Lp	6	1.37	0.00	0.00	-	-	-
UBS Ag Zurich	45	1.20	0.01	0.00	>1,000	>1,000	554
State Street Global Advisors	416	1.05	0.34	0.57	304	183	60
Barclays Stockbrokers Limited	2020	1.04	0.39	0.33	268	316	118
Morgan Stanley Market Maker	369	0.97	0.19	0.07	520	>1,000	264
Natixis International Funds	4	0.84	0.00	0.00	-	-	-
West Yorkshire Super Fund Trustee	192	0.82	0.12	0.08	697	963	138
Investec Asset Management	110	0.70	0.03	0.03	>1,000	>1,000	119
Small Investors	52	0.61	0.00	0.00	>1,000	>1,000	170
Barclays Capital	347	0.60	0.15	0.10	412	586	142
Multi-Managed	1846	0.55	12.94	12.47	4	4	103
Edinburgh Fund Managers	12	0.52	0.00	0.00	>1,000	>1,000	70
Acadian Asset Management	8	0.48	0.00	0.00	-	-	-
Threadneedle Asset Management	224	0.34	1.21	0.78	28	43	156
Morley Fund Management	702	0.33	1.86	1.12	17	29	166
Psp Investments	1	0.27	0.00	0.00	-	-	-
Abu Dhabi Investment Authority	401	0.25	0.27	0.23	93	108	115
Citibank Hong Kong	29	0.25	0.01	0.04	>1,000	715	36
Bank Vontobel Zurich	3	0.24	0.00	0.00	-	-	-
Squaregain	1683	0.24	0.16	0.08	153	306	199
Aerion Fund Management	162	0.24	0.18	0.08	132	287	217
UBS Global Asset Management	558	0.23	0.67	0.35	34	66	194
Waterhouse Securities	1737	0.23	0.14	0.09	158	253	160
Insight Asset Management	817	0.20	0.96	1.11	20	17	86
Stockinvest Limited	34	0.17	0.00	0.00	>1,000	>1,000	340
AXA Investment Managers	492	0.16	0.24	0.38	67	42	62
Rathbone Investment Management	981	0.16	0.44	0.30	36	53	146

Lavendon Group Plc

ORDINARY 1.00p
Company Analysis

: 29 Feb 2008

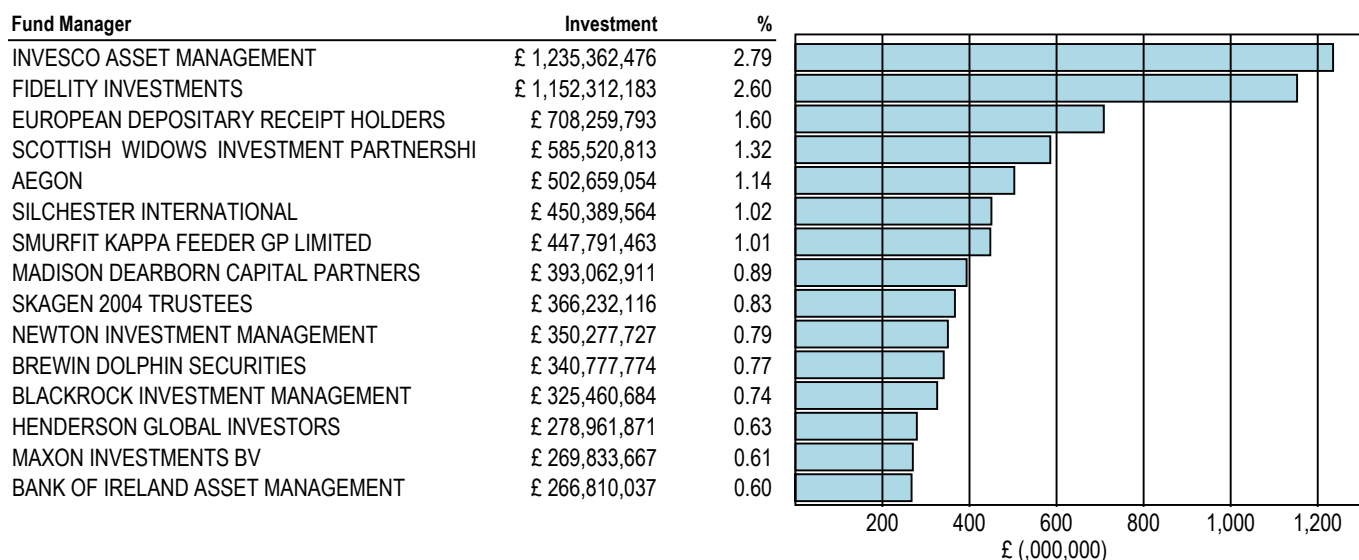
	Interest in Plc No.	% Stock	% Sector	% Market	Weightings Stock Versus Sector	Weightings Stock Versus Market	Weightings Sector
Fund Manager Weightings							
Globeflex International Lp	2	0.15	0.00	0.00	-	-	-
Ing Investments Llc	3	0.14	0.00	0.00	-	-	-
Shell Pensions	113	0.14	0.03	0.01	516	>1,000	435
Gerrard Investment Management	739	0.14	0.21	0.16	64	83	129
First Cb Trustees Limited	1	0.13	0.00	0.00	-	-	-
Credit Suisse	503	0.12	0.40	0.20	31	60	193
Natwest Financial & Investment Services	266	0.11	0.01	0.02	768	617	80
Eden Group	202	0.11	0.01	0.00	>1,000	>1,000	296
Universities Superannuation Scheme	424	0.11	0.29	0.49	37	22	59
Morgan Stanley Investment Management	10	0.11	0.00	0.01	-	-	-
Morgan Stanley Securities	6	0.11	0.00	0.00	-	-	-
HSBC Asset Management	504	0.10	0.17	0.31	57	32	56
Appleton K A Esq	1	0.10	0.00	0.00	-	-	-
Dexia Bank Belgium Nv	7	0.08	0.00	0.01	-	-	-
Rensburg Sheppards Investment Management	978	0.07	0.32	0.22	21	31	144
Northern Trust Global Investments	9	0.07	0.00	0.01	-	-	-
Merrill Lynch Custodian	921	0.06	0.35	0.58	17	10	61
Schroder Investment Management	408	0.04	2.26	0.58	1	7	390
Skandia Asset Management	15	0.02	0.00	0.01	-	280	-
Deutsche Bank Ag	657	0.02	0.46	0.57	4	4	81
Stock Lending Collateral	773	0.01	1.74	2.01	0	0	86
European Clearing	1552	0.00	0.92	1.98	0	0	46
Williams De Broe	665	0.00	0.04	0.02	5	10	195
TOTAL		93.49	42.70	37.64			

Lavendon Group Plc

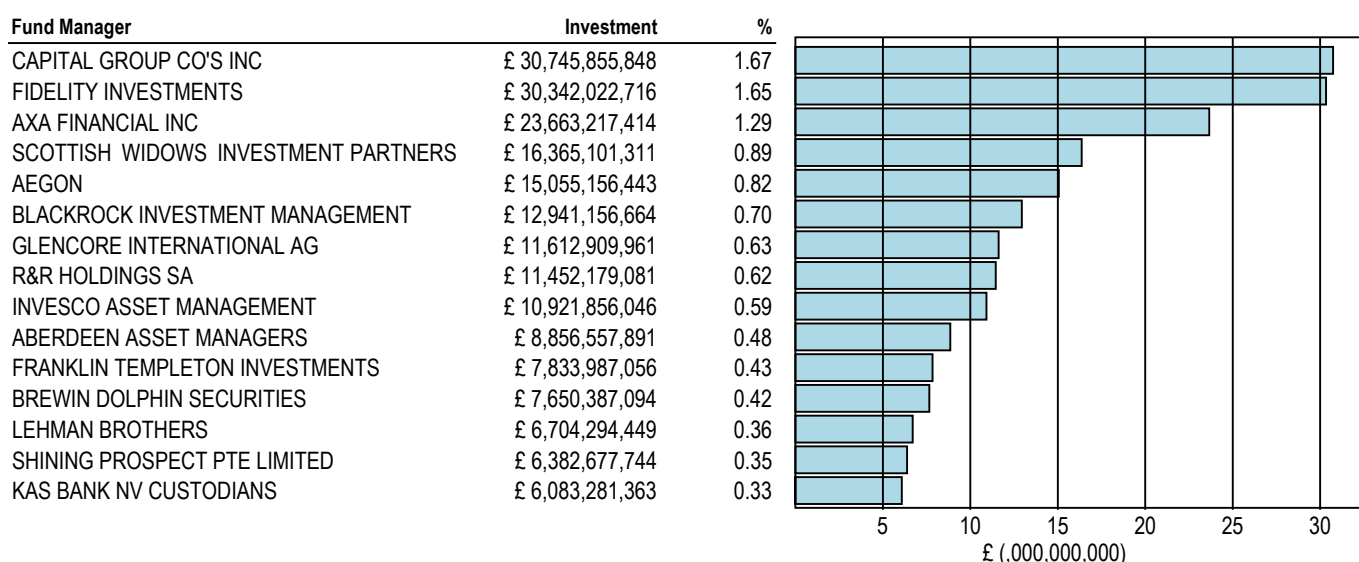
ORDINARY 1.00p
 Company Analysis : 29 Feb 2008
 Number of Holders Total/Reported : 241 / 166
 Percentage Covered : 93.50%
 Registrar : Capita IRG Beckenham

Quoted : LSE
 Traded ADR's : N
 Issued cap(29 Feb 2008) : 43,991,768
 Market cap(29 Feb 2008) : £161,889,706
 Industry Sector : 581
 CYCLICAL
 SUPPORT SERVICES
 BUSINESS SUPPORT SERVICES

Top 15 Non Holders against the Sector



Top 15 Non Holders against the Market



Lavendon Group Plc

For additional Peer call 0207 739 9949

ORDINARY 1.00p
Peer Group
Quoted

: LSE

Industry Sector : 581
CYCLICAL
SUPPORT SERVICES
BUSINESS SUPPORT SERVICES

Company Name			Lavendon Group Plc		AGGREKO PLC		ASHTEAD GROUP PLC		SPEEDY HIRE PLC	
Market cap			£161,889,706		£1,599,113,759		£399,724,982		£420,105,012	
Date of Analysis			29 Feb 2008		29 Feb 2008		14 Jan 2008		27 Dec 2007	
Fund Manager Sorted Alphabetically	% Sector	% Market	% Holdings	Number of shares	% Holdings	Number of shares	% Holdings	Number of shares	% Holdings	Number of shares
3i Asset Management	0.01	0.01	0.00	0	0.14	388,082	0.00	0	0.00	0
Aberdeen Asset Managers	0.34	0.48	0.00	0	0.00	0	0.18	1,000,000	1.51	761,040
Abn Amro Market Maker	0.03	0.15	0.00	0	0.00	0	0.20	1,080,391	0.20	98,869
Abu Dhabi Investment Authority	0.27	0.23	0.25	111,552	0.73	1,993,774	0.30	1,642,836	0.29	144,709
Acadian Asset Management	0.00	0.00	0.48	211,703	0.00	0	0.00	0	0.00	0
Adam & Co	0.12	0.02	0.00	0	1.20	3,266,454	0.00	0	0.00	0
Aerion Fund Management	0.18	0.08	0.24	105,102	0.00	0	0.00	0	0.00	0
Aggreko Plc Trustees	0.05	0.00	0.00	0	1.31	3,557,525	0.00	0	0.00	0
Alliance Trusts	0.06	0.11	0.00	0	0.10	278,871	0.15	850,000	0.00	0
Allianz Global Investors	0.13	0.09	0.00	0	0.10	275,830	0.00	0	0.92	465,240
Appleton K A Esq	0.00	0.00	0.10	43,412	0.00	0	0.00	0	0.00	0
Ashcourt Asset Management	0.01	0.00	0.00	0	0.00	0	0.00	0	0.28	139,495
Ashtead Group Plc Trustees	0.01	0.00	0.00	0	0.00	0	0.85	4,694,777	0.00	0
AXA Financial Inc	0.16	1.29	0.00	0	0.00	0	0.14	780,000	0.00	0
AXA Framlington Investment Management	0.37	0.19	0.00	0	0.00	0	0.32	1,765,000	8.45	4,260,547
AXA Investment Managers	0.24	0.38	0.16	70,644	0.00	0	1.31	7,245,000	1.89	954,571
Baillie Gifford & Co	1.09	0.25	3.48	1,529,321	0.00	0	0.00	0	0.00	0
Bank Vontobel Zurich	0.00	0.00	0.24	107,500	0.00	0	0.00	0	0.00	0
Banque Cantonale Vaudoise	0.00	0.00	0.00	0	0.11	294,093	0.00	0	0.00	0
Banque Paribas Custodians	0.14	0.16	0.00	0	0.13	345,427	0.00	0	0.00	0
Barclays Capital	0.15	0.10	0.60	263,572	0.00	0	0.15	801,591	0.51	254,888
Barclays Global Investors	1.64	2.73	2.13	937,008	3.93	10,659,664	0.96	5,266,858	0.77	387,634
Barclays Stockbrokers Limited	0.39	0.33	1.04	458,415	0.41	1,105,871	1.67	9,230,035	0.72	361,101
Berggruen Holdings Limited	0.01	0.00	2.36	1,038,608	0.00	0	0.00	0	0.00	0
Blackrock Investment Management	0.74	0.70	0.00	0	0.00	0	0.19	1,057,870	1.96	986,477
Blue Circle Investment Management	0.01	0.00	0.00	0	0.19	525,629	0.00	0	0.00	0

Lavendon Group Plc

ORDINARY 1.00p
Peer Group

Company Name			Lavendon Group Plc		AGGREKO PLC		ASHTEAD GROUP PLC		SPEEDY HIRE PLC	
Market cap			£161,889,706		£1,599,113,759		£399,724,982		£420,105,012	
Date of Analysis			29 Feb 2008		29 Feb 2008		14 Jan 2008		27 Dec 2007	
Fund Manager Sorted Alphabetically	% Sector	% Market	% Holdings	Number of shares	% Holdings	Number of shares	% Holdings	Number of shares	% Holdings	Number of shares
Bp Investment Management	0.22	0.23	0.00	0	0.24	653,333	0.00	0	0.50	250,000
Brewin Dolphin Securities	0.77	0.42	0.00	0	4.37	11,863,016	0.46	2,545,224	0.69	348,714
Brown Brothers Harriman Custodians	0.19	0.12	0.00	0	0.00	0	0.61	3,367,877	0.00	0
Burnett G B Esq	0.02	0.00	0.00	0	0.00	0	2.75	15,143,591	0.00	0
Ccla Investment Management	0.11	0.09	0.00	0	0.12	321,987	0.00	0	0.12	60,400
Charles Stanley & Co	0.05	0.03	0.00	0	0.00	0	0.11	625,638	0.00	0
Cheviot Asset Management Limited	0.05	0.02	0.00	0	0.23	614,366	0.00	0	0.00	0
Cis Unit Trust Managers	0.25	0.06	0.00	0	1.77	4,790,000	0.00	0	0.00	0
Citibank Hong Kong	0.01	0.04	0.25	110,775	0.00	0	0.00	0	0.00	0
Citigroup Global Markets UK Equity Limited	0.08	0.05	0.00	0	0.14	388,586	0.00	0	0.00	0
Collins Stewart	0.07	0.03	0.00	0	0.00	0	1.94	10,696,660	0.00	0
Commerzbank Ag	0.02	0.01	0.00	0	0.00	0	0.21	1,179,100	0.00	0
Co-Operative Insurance Society	0.02	0.02	0.00	0	0.15	419,129	0.00	0	0.00	0
Credit Suisse	0.40	0.20	0.12	54,829	0.42	1,134,758	3.30	18,220,554	0.29	146,865
Cycladic Capital Management Limited	0.03	0.00	7.00	3,078,344	0.00	0	0.00	0	0.00	0
Danske Bank	0.20	0.04	0.00	0	0.00	0	0.43	2,346,631	0.00	0
Deutsche Bank Ag	0.46	0.57	0.02	10,000	0.00	0	0.00	0	0.00	0
Dexia Bank Belgium Nv	0.00	0.01	0.08	36,661	0.00	0	0.00	0	0.00	0
Dexia Banque Internationale A Luxembourg	0.19	0.21	0.00	0	0.00	0	0.00	8,878	0.00	0
Dfm Nv	0.01	0.00	2.94	1,294,249	0.00	0	0.00	0	0.00	0
Dimensional Fund Advisors Inc (Us)	0.01	0.01	2.29	1,006,219	0.00	0	0.00	0	0.00	0
Discretionary Unit Fund Managers	0.09	0.01	0.00	0	0.25	670,000	0.00	0	0.00	0
DRKWS Securities	0.02	0.03	0.00	0	0.00	0	0.48	2,645,928	0.00	0
Duncan Lawrie Investment Co	0.01	0.00	0.00	0	0.24	658,836	0.00	0	0.00	0
Eden Group	0.01	0.00	0.11	49,274	0.00	0	0.00	0	0.00	0

Lavendon Group Plc

ORDINARY 1.00p
Peer Group

Company Name			Lavendon Group Plc		AGGREKO PLC		ASHTEAD GROUP PLC		SPEEDY HIRE PLC	
Market cap			£161,889,706		£1,599,113,759		£399,724,982		£420,105,012	
Date of Analysis			29 Feb 2008		29 Feb 2008		14 Jan 2008		27 Dec 2007	
Fund Manager Sorted Alphabetically	% Sector	% Market	% Holdings	Number of shares	% Holdings	Number of shares	% Holdings	Number of shares	% Holdings	Number of shares
Edinburgh Fund Managers	0.00	0.00	0.52	230,000	0.00	0	0.00	0	0.00	0
Epoch Investment Partners Inc	0.02	0.00	0.00	0	0.17	451,000	0.00	0	0.00	0
European Clearing	0.92	1.98	0.00	1,800	0.29	776,338	0.40	2,221,142	0.66	333,949
Exel Pension Trustees	0.01	0.00	0.00	0	0.00	0	0.00	0	0.66	332,875
F&C Asset Management	0.91	0.54	7.67	3,372,733	1.71	4,648,778	0.91	5,041,589	0.97	489,263
Federated Investors Inc	0.00	0.01	0.00	0	0.00	0	0.26	1,443,609	0.00	0
Fidelity Investments	2.60	1.65	0.00	0	0.00	0	0.51	2,811,681	0.94	476,192
First Cb Trustees Limited	0.00	0.00	0.13	55,407	0.00	0	0.00	0	0.00	0
Fiske & Co	0.00	0.00	0.00	0	0.00	0	0.19	1,061,134	0.00	0
Fortis Bank Nederland Nv	0.09	0.09	0.00	0	0.11	300,801	0.00	0	0.00	0
Gartmore Investment Management	0.21	0.06	1.59	700,090	0.00	0	5.01	27,628,175	0.00	0
Gerrard Investment Management	0.21	0.16	0.14	60,274	0.66	1,798,601	0.00	0	0.00	0
Globeflex Capital Lp	0.00	0.00	1.37	601,857	0.00	0	0.00	0	0.00	0
Globeflex International Lp	0.00	0.00	0.15	64,905	0.00	0	0.00	0	0.00	0
Goldman Sachs	0.50	0.29	8.72	3,836,234	0.00	0	6.10	33,628,070	0.30	149,720
Goodbody Stockbrokers	0.06	0.02	0.00	0	0.00	0	0.10	532,110	0.00	0
Government Pension Investment Fund Trustees	0.12	0.12	0.00	0	0.23	634,532	0.00	0	0.00	0
Grantham Mayo Van Otterloo	0.05	0.06	0.00	0	0.10	282,850	0.00	0	0.00	0
Halifax Share Dealing	0.10	0.06	0.00	0	1.47	4,000,755	0.38	2,087,970	0.00	0
Harvey J M Esq	0.00	0.00	0.00	0	0.00	0	0.16	876,887	0.00	0
Henderson Global Investors	0.63	0.21	0.00	0	0.50	1,350,527	2.91	16,062,703	0.14	72,000
HSBC Asset Management	0.17	0.31	0.10	44,100	0.11	290,700	0.26	1,420,024	0.00	0
HSBC Stockbroker Services	0.04	0.02	0.00	0	0.00	0	0.34	1,856,533	0.00	0
Individuals & Private Clients	1.51	0.42	2.70	1,188,195	3.03	8,232,356	0.00	0	2.70	1,358,795
Ing Bank Nv	0.16	0.09	0.00	0	0.16	424,028	0.00	0	0.00	0

Lavendon Group Plc

ORDINARY 1.00p
Peer Group

Company Name			Lavendon Group Plc		AGGREKO PLC		ASHTREAD GROUP PLC		SPEEDY HIRE PLC	
Market cap			£161,889,706		£1,599,113,759		£399,724,982		£420,105,012	
Date of Analysis			29 Feb 2008		29 Feb 2008		14 Jan 2008		27 Dec 2007	
Fund Manager Sorted Alphabetically	% Sector	% Market	% Holdings	Number of shares	% Holdings	Number of shares	% Holdings	Number of shares	% Holdings	Number of shares
Ing Investments Llc	0.00	0.00	0.14	63,698	0.00	0	0.00	0	0.00	0
Insight Asset Management	0.96	1.11	0.20	87,780	0.40	1,095,965	1.76	9,704,563	1.58	796,804
Intesa Sanpaolo Spa	0.03	0.03	0.00	0	0.00	0	0.16	903,171	0.00	0
Investec Asset Management	0.03	0.03	0.70	310,000	0.00	0	0.00	0	0.00	0
Investeringforeningen Sparinvest	0.01	0.00	0.00	0	0.00	0	1.14	6,268,645	0.00	0
James Brearley & Sons	0.00	0.01	0.00	0	0.00	0	0.13	724,844	0.00	0
Jm Finn & Co	0.11	0.08	0.00	0	0.13	341,125	0.00	0	0.00	0
JPMorgan Asset Management	0.91	0.30	4.08	1,796,380	4.31	11,692,609	1.52	8,397,474	2.06	1,040,418
Jupiter Asset Management	0.47	0.14	0.00	0	0.00	0	0.00	0	0.48	241,838
Kas Bank Nv Custodians	0.19	0.33	0.00	0	0.00	0	0.00	0	0.10	51,175
Kimberley Grange Investment Pty Limited	0.07	0.00	0.00	0	1.85	5,018,943	0.00	0	0.00	0
Kredietbank Luxembourg	0.11	0.05	0.00	0	0.00	0	0.11	601,579	0.00	0
Lazard Asset Management	0.20	0.15	0.00	0	0.00	0	1.76	9,719,161	0.25	125,347
Legal & General Investment Management	3.68	4.27	4.50	1,981,531	4.46	12,099,959	4.57	25,216,877	4.16	2,094,867
Lincolnshire CC Pension Trustee	0.00	0.00	0.00	0	0.00	0	0.13	715,958	0.00	0
M&G Investment Management	2.04	1.96	12.54	5,514,882	1.15	3,119,663	0.00	0	2.72	1,372,867
Merrill Lynch Custodian	0.35	0.58	0.06	27,653	1.47	3,981,487	0.10	543,953	2.82	1,420,305
Merrill Lynch International Market Maker	0.16	0.03	0.00	0	0.45	1,227,893	0.61	3,378,595	0.00	0
Mf Global UK Limited	0.07	0.05	0.00	0	0.00	0	2.08	11,475,652	0.00	0
Mijnlieff M Esq	0.02	0.00	4.57	2,010,000	0.00	0	0.00	0	0.00	0
Morgan Stanley Investment Management	0.00	0.01	0.11	47,145	0.00	0	0.00	0	0.00	0
Morgan Stanley Market Maker	0.19	0.07	0.97	427,910	0.26	703,138	0.00	0	0.52	261,330
Morgan Stanley Securities	0.00	0.00	0.11	47,113	0.00	0	0.00	0	0.00	0
Morley Fund Management	1.86	1.12	0.33	145,432	0.81	2,188,540	5.86	32,308,555	1.18	594,091
Multi-Managed	12.94	12.47	0.55	240,443	18.34	49,745,228	12.33	67,966,271	7.05	3,553,984

Lavendon Group Plc

ORDINARY 1.00p
Peer Group

Company Name			Lavendon Group Plc		AGGREKO PLC		ASHTEAD GROUP PLC		SPEEDY HIRE PLC	
Market cap			£161,889,706		£1,599,113,759		£399,724,982		£420,105,012	
Date of Analysis			29 Feb 2008		29 Feb 2008		14 Jan 2008		27 Dec 2007	
Fund Manager Sorted Alphabetically	% Sector	% Market	% Holdings	Number of shares	% Holdings	Number of shares	% Holdings	Number of shares	% Holdings	Number of shares
Murray Beith Murray	0.03	0.00	0.00	0	0.92	2,506,717	0.00	0	0.00	0
Natixis International Funds	0.00	0.00	0.84	370,000	0.00	0	0.00	0	0.00	0
Natwest Financial & Investment Services	0.01	0.02	0.11	49,745	0.00	0	0.00	0	0.00	0
Ncl Smith & Williamson	0.06	0.08	0.00	0	0.16	423,475	0.11	596,814	0.00	0
New Star Asset Management	0.19	0.08	0.00	0	0.15	415,616	0.98	5,377,351	0.00	0
Northern Ireland Local Gov Trustees	0.13	0.03	0.00	0	0.27	721,407	0.12	674,955	0.20	101,806
Northern Trust Global Investments	0.00	0.01	0.07	29,799	0.00	0	0.00	0	0.00	0
Ohio Public Employees Retirement Scheme	0.00	0.01	0.00	0	0.00	0	0.16	906,966	0.00	0
Old Mutual	0.72	0.20	1.65	727,297	0.00	0	0.00	0	1.13	570,030
Oriel Securities Limited	0.01	0.00	0.00	0	0.00	0	0.00	0	0.92	463,531
Pictet Asset Management	0.02	0.06	0.00	0	0.22	590,350	0.00	0	0.00	0
Pilling & Co	0.00	0.00	0.00	0	0.00	0	0.00	0	0.12	62,756
Price D L Esq	0.01	0.00	2.84	1,248,776	0.00	0	0.00	0	0.00	0
Psp Investments	0.00	0.00	0.27	120,000	0.00	0	0.00	0	0.00	0
Putnam Investments	0.03	0.07	0.00	0	0.00	0	3.05	16,800,443	0.00	0
Quilter & Co	0.09	0.05	0.00	0	0.63	1,704,742	0.00	0	0.00	0
Rathbone Investment Management	0.44	0.30	0.16	69,164	3.25	8,819,917	0.33	1,803,598	0.87	436,847
Rcm (UK)	0.03	0.02	0.00	0	0.47	1,262,485	0.00	0	0.00	0
Rensburg Sheppards Investment Management	0.32	0.22	0.07	31,140	0.00	0	0.16	886,221	0.30	153,600
Resolution Asset Management	0.49	0.32	0.00	0	0.00	0	0.81	4,463,409	0.43	216,145
River & Mercantile Asset Management Llp	0.01	0.00	1.48	650,567	0.00	0	0.00	0	0.00	0
Royal London Asset Management	0.17	0.14	0.00	0	0.16	427,608	0.18	988,539	0.62	313,671
Royal Trust Corp of Canada Custodians	0.23	0.09	0.00	0	0.00	0	0.00	0	0.40	200,000
Salvesen Family	0.20	0.00	0.00	0	5.59	15,155,681	0.00	0	0.00	0
Santander Asset Management UK	0.10	0.13	0.00	0	0.41	1,101,291	0.00	0	0.00	0

Lavendon Group Plc

ORDINARY 1.00p
Peer Group

Company Name			Lavendon Group Plc		AGGREKO PLC		ASHTREAD GROUP PLC		SPEEDY HIRE PLC	
Market cap			£161,889,706		£1,599,113,759		£399,724,982		£420,105,012	
Date of Analysis			29 Feb 2008		29 Feb 2008		14 Jan 2008		27 Dec 2007	
Fund Manager Sorted Alphabetically	% Sector	% Market	% Holdings	Number of shares	% Holdings	Number of shares	% Holdings	Number of shares	% Holdings	Number of shares
Schroder Investment Management	2.26	0.58	0.04	18,074	0.09	243,890	0.91	5,033,204	11.04	5,564,220
Scottish Widows Investment Partnership	1.32	0.89	0.00	0	0.46	1,242,819	0.00	0	2.34	1,180,831
Sg Securities	0.12	0.17	0.00	0	0.31	828,352	0.00	0	0.00	0
Share Centre Limited (The)	0.03	0.02	0.00	0	0.00	0	0.14	797,588	0.00	0
Shell Pensions	0.03	0.01	0.14	63,478	0.21	572,906	0.00	0	0.00	0
Singer & Friedlander	0.04	0.02	0.00	0	0.00	0	0.11	618,662	0.00	0
Skandia Asset Management	0.00	0.01	0.02	10,412	0.00	0	0.00	0	0.00	0
Small Investors	0.00	0.00	0.61	270,227	0.00	0	0.00	0	0.00	0
South Yorkshire Pensions Authority	0.02	0.01	0.00	0	0.14	380,622	0.00	0	0.12	58,126
Speirs & Jeffrey	0.09	0.07	0.00	0	1.66	4,514,780	0.00	0	0.00	0
Squaregain	0.16	0.08	0.24	106,124	0.00	0	0.98	5,386,489	0.31	157,010
Standard Life Investments	1.85	1.21	4.92	2,166,505	3.97	10,763,765	3.89	21,427,545	5.76	2,904,304
State Street Bank & Trust Co	0.27	0.18	0.00	0	3.20	8,681,688	0.00	0	0.00	0
State Street Global Advisors	0.34	0.57	1.05	461,108	0.82	2,222,230	0.00	0	0.00	0
Stock Lending Collateral	1.74	2.01	0.01	2,315	2.63	7,125,378	0.57	3,137,663	3.63	1,827,986
Stockinvest Limited	0.00	0.00	0.17	75,000	0.00	0	0.00	0	0.00	0
Taylor Young Investment Management Limited	0.02	0.00	0.00	0	0.00	0	0.00	0	0.56	282,828
Threadneedle Asset Management	1.21	0.78	0.34	150,000	0.00	0	1.59	8,793,330	3.66	1,845,533
Tilney Investment Management	0.07	0.07	0.00	0	0.41	1,118,222	0.13	715,660	0.16	80,210
Turcan Connell Solicitors	0.05	0.01	0.00	0	1.23	3,339,111	0.00	0	0.00	0
UBS Ag Market Maker	0.57	0.30	0.00	0	0.72	1,963,329	4.95	27,309,905	4.19	2,114,230
UBS Ag Zurich	0.01	0.00	1.20	529,171	0.00	0	0.00	0	0.00	0
UBS Global Asset Management	0.67	0.35	0.23	101,784	0.14	373,536	0.82	4,521,194	0.39	196,279
UBS International Investment	0.05	0.16	0.00	0	0.00	0	0.00	0	0.19	95,137
Universities Superannuation Scheme	0.29	0.49	0.11	47,275	0.00	0	0.00	0	0.00	0

Lavendon Group Plc

ORDINARY 1.00p
Peer Group

Company Name			Lavendon Group Plc		AGGREKO PLC		ASHTREAD GROUP PLC		SPEEDY HIRE PLC	
Market cap			£161,889,706		£1,599,113,759		£399,724,982		£420,105,012	
Date of Analysis			29 Feb 2008		29 Feb 2008		14 Jan 2008		27 Dec 2007	
Fund Manager Sorted Alphabetically	% Sector	% Market	% Holdings	Number of shares	% Holdings	Number of shares	% Holdings	Number of shares	% Holdings	Number of shares
Vanguard Group Inc	0.18	0.33	0.00	0	0.19	514,167	0.00	0	0.00	0
Waterhouse Securities	0.14	0.09	0.23	100,229	0.00	0	0.70	3,876,070	0.15	74,525
Wesleyan Assurance Society	0.15	0.04	0.00	0	0.15	400,000	0.00	0	0.12	62,000
West Yorkshire Super Fund Trustee	0.12	0.08	0.82	359,750	0.19	511,922	0.18	993,639	0.00	0
WH Ireland	0.01	0.00	0.00	0	0.12	312,913	0.00	0	0.00	0
Williams De Broe	0.04	0.02	0.00	875	0.00	0	0.00	0	0.00	0
TOTAL			93.49	41,131,565	87.30	236,849,966	87.40	481,900,609	86.00	43,347,975

Lavendon Group Plc

For additional Peer call 0207 739 9949

Industry Sector : 581

CYCLICAL

SUPPORT SERVICES

BUSINESS SUPPORT SERVICES

ORDINARY 1.00p

Peer Group

Quoted

: LSE

Company Name			Lavendon Group Plc		AGGREKO PLC		ASHTEAD GROUP PLC		SPEEDY HIRE PLC	
Market cap			£161,889,706		£1,599,113,759		£399,724,982		£420,105,012	
Date of Analysis			29 Feb 2008		29 Feb 2008		14 Jan 2008		27 Dec 2007	
Fund Manager sorted by % on Base PLC	% Sector	% Market	% Holdings	Number of shares	% Holdings	Number of shares	% Holdings	Number of shares	% Holdings	Number of shares
M&G Investment Management	2.04	1.96	12.54	5,514,882	1.15	3,119,663	0.00	0	2.72	1,372,867
Goldman Sachs	0.50	0.29	8.72	3,836,234	0.00	0	6.10	33,628,070	0.30	149,720
F&C Asset Management	0.91	0.54	7.67	3,372,733	1.71	4,648,778	0.91	5,041,589	0.97	489,263
Cycladic Capital Management Limited	0.03	0.00	7.00	3,078,344	0.00	0	0.00	0	0.00	0
Standard Life Investments	1.85	1.21	4.92	2,166,505	3.97	10,763,765	3.89	21,427,545	5.76	2,904,304
Mijnlieff M Esq	0.02	0.00	4.57	2,010,000	0.00	0	0.00	0	0.00	0
Legal & General Investment Management	3.68	4.27	4.50	1,981,531	4.46	12,099,959	4.57	25,216,877	4.16	2,094,867
JPMorgan Asset Management	0.91	0.30	4.08	1,796,380	4.31	11,692,609	1.52	8,397,474	2.06	1,040,418
Baillie Gifford & Co	1.09	0.25	3.48	1,529,321	0.00	0	0.00	0	0.00	0
Dfm Nv	0.01	0.00	2.94	1,294,249	0.00	0	0.00	0	0.00	0
Price D L Esq	0.01	0.00	2.84	1,248,776	0.00	0	0.00	0	0.00	0
Individuals & Private Clients	1.51	0.42	2.70	1,188,195	3.03	8,232,356	0.00	0	2.70	1,358,795
Berggruen Holdings Limited	0.01	0.00	2.36	1,038,608	0.00	0	0.00	0	0.00	0
Dimensional Fund Advisors Inc (Us)	0.01	0.01	2.29	1,006,219	0.00	0	0.00	0	0.00	0
Barclays Global Investors	1.64	2.73	2.13	937,008	3.93	10,659,664	0.96	5,266,858	0.77	387,634
Old Mutual	0.72	0.20	1.65	727,297	0.00	0	0.00	0	1.13	570,030
Gartmore Investment Management	0.21	0.06	1.59	700,090	0.00	0	5.01	27,628,175	0.00	0
River & Mercantile Asset Management Llp	0.01	0.00	1.48	650,567	0.00	0	0.00	0	0.00	0
Globeflex Capital Lp	0.00	0.00	1.37	601,857	0.00	0	0.00	0	0.00	0
UBS Ag Zurich	0.01	0.00	1.20	529,171	0.00	0	0.00	0	0.00	0
State Street Global Advisors	0.34	0.57	1.05	461,108	0.82	2,222,230	0.00	0	0.00	0
Barclays Stockbrokers Limited	0.39	0.33	1.04	458,415	0.41	1,105,871	1.67	9,230,035	0.72	361,101
Morgan Stanley Market Maker	0.19	0.07	0.97	427,910	0.26	703,138	0.00	0	0.52	261,330
Natixis International Funds	0.00	0.00	0.84	370,000	0.00	0	0.00	0	0.00	0
West Yorkshire Super Fund Trustee	0.12	0.08	0.82	359,750	0.19	511,922	0.18	993,639	0.00	0
Investec Asset Management	0.03	0.03	0.70	310,000	0.00	0	0.00	0	0.00	0

Lavendon Group Plc

ORDINARY 1.00p
Peer Group

Company Name			Lavendon Group Plc		AGGREKO PLC		ASHTEAD GROUP PLC		SPEEDY HIRE PLC	
Market cap			£161,889,706		£1,599,113,759		£399,724,982		£420,105,012	
Date of Analysis			29 Feb 2008		29 Feb 2008		14 Jan 2008		27 Dec 2007	
Fund Manager sorted by % on Base PLC	% Sector	% Market	% Holdings	Number of shares	% Holdings	Number of shares	% Holdings	Number of shares	% Holdings	Number of shares
Small Investors	0.00	0.00	0.61	270,227	0.00	0	0.00	0	0.00	0
Barclays Capital	0.15	0.10	0.60	263,572	0.00	0	0.15	801,591	0.51	254,888
Multi-Managed	12.94	12.47	0.55	240,443	18.34	49,745,228	12.33	67,966,271	7.05	3,553,984
Edinburgh Fund Managers	0.00	0.00	0.52	230,000	0.00	0	0.00	0	0.00	0
Acadian Asset Management	0.00	0.00	0.48	211,703	0.00	0	0.00	0	0.00	0
Threadneedle Asset Management	1.21	0.78	0.34	150,000	0.00	0	1.59	8,793,330	3.66	1,845,533
Morley Fund Management	1.86	1.12	0.33	145,432	0.81	2,188,540	5.86	32,308,555	1.18	594,091
Psp Investments	0.00	0.00	0.27	120,000	0.00	0	0.00	0	0.00	0
Abu Dhabi Investment Authority	0.27	0.23	0.25	111,552	0.73	1,993,774	0.30	1,642,836	0.29	144,709
Citibank Hong Kong	0.01	0.04	0.25	110,775	0.00	0	0.00	0	0.00	0
Bank Vontobel Zurich	0.00	0.00	0.24	107,500	0.00	0	0.00	0	0.00	0
Squaregain	0.16	0.08	0.24	106,124	0.00	0	0.98	5,386,489	0.31	157,010
Aerion Fund Management	0.18	0.08	0.24	105,102	0.00	0	0.00	0	0.00	0
UBS Global Asset Management	0.67	0.35	0.23	101,784	0.14	373,536	0.82	4,521,194	0.39	196,279
Waterhouse Securities	0.14	0.09	0.23	100,229	0.00	0	0.70	3,876,070	0.15	74,525
Insight Asset Management	0.96	1.11	0.20	87,780	0.40	1,095,965	1.76	9,704,563	1.58	796,804
Stockinvest Limited	0.00	0.00	0.17	75,000	0.00	0	0.00	0	0.00	0
AXA Investment Managers	0.24	0.38	0.16	70,644	0.00	0	1.31	7,245,000	1.89	954,571
Rathbone Investment Management	0.44	0.30	0.16	69,164	3.25	8,819,917	0.33	1,803,598	0.87	436,847
Globeflex International Lp	0.00	0.00	0.15	64,905	0.00	0	0.00	0	0.00	0
Ing Investments Llc	0.00	0.00	0.14	63,698	0.00	0	0.00	0	0.00	0
Shell Pensions	0.03	0.01	0.14	63,478	0.21	572,906	0.00	0	0.00	0
Gerrard Investment Management	0.21	0.16	0.14	60,274	0.66	1,798,601	0.00	0	0.00	0
First Cb Trustees Limited	0.00	0.00	0.13	55,407	0.00	0	0.00	0	0.00	0
Credit Suisse	0.40	0.20	0.12	54,829	0.42	1,134,758	3.30	18,220,554	0.29	146,865

Lavendon Group Plc

ORDINARY 1.00p
Peer Group

Company Name			Lavendon Group Plc		AGGREKO PLC		ASHTREAD GROUP PLC		SPEEDY HIRE PLC	
Market cap			£161,889,706		£1,599,113,759		£399,724,982		£420,105,012	
Date of Analysis			29 Feb 2008		29 Feb 2008		14 Jan 2008		27 Dec 2007	
Fund Manager sorted by % on Base PLC	% Sector	% Market	% Holdings	Number of shares	% Holdings	Number of shares	% Holdings	Number of shares	% Holdings	Number of shares
Natwest Financial & Investment Services	0.01	0.02	0.11	49,745	0.00	0	0.00	0	0.00	0
Eden Group	0.01	0.00	0.11	49,274	0.00	0	0.00	0	0.00	0
Universities Superannuation Scheme	0.29	0.49	0.11	47,275	0.00	0	0.00	0	0.00	0
Morgan Stanley Investment Management	0.00	0.01	0.11	47,145	0.00	0	0.00	0	0.00	0
Morgan Stanley Securities	0.00	0.00	0.11	47,113	0.00	0	0.00	0	0.00	0
HSBC Asset Management	0.17	0.31	0.10	44,100	0.11	290,700	0.26	1,420,024	0.00	0
Appleton K A Esq	0.00	0.00	0.10	43,412	0.00	0	0.00	0	0.00	0
Dexia Bank Belgium Nv	0.00	0.01	0.08	36,661	0.00	0	0.00	0	0.00	0
Rensburg Sheppards Investment Management	0.32	0.22	0.07	31,140	0.00	0	0.16	886,221	0.30	153,600
Northern Trust Global Investments	0.00	0.01	0.07	29,799	0.00	0	0.00	0	0.00	0
Merrill Lynch Custodian	0.35	0.58	0.06	27,653	1.47	3,981,487	0.10	543,953	2.82	1,420,305
Schroder Investment Management	2.26	0.58	0.04	18,074	0.09	243,890	0.91	5,033,204	11.04	5,564,220
Skandia Asset Management	0.00	0.01	0.02	10,412	0.00	0	0.00	0	0.00	0
Deutsche Bank Ag	0.46	0.57	0.02	10,000	0.00	0	0.00	0	0.00	0
Stock Lending Collateral	1.74	2.01	0.01	2,315	2.63	7,125,378	0.57	3,137,663	3.63	1,827,986
European Clearing	0.92	1.98	0.00	1,800	0.29	776,338	0.40	2,221,142	0.66	333,949
Williams De Broe	0.04	0.02	0.00	875	0.00	0	0.00	0	0.00	0
Salvesen Family	0.20	0.00	0.00	0	5.59	15,155,681	0.00	0	0.00	0
Brewin Dolphin Securities	0.77	0.42	0.00	0	4.37	11,863,016	0.46	2,545,224	0.69	348,714
State Street Bank & Trust Co	0.27	0.18	0.00	0	3.20	8,681,688	0.00	0	0.00	0
Kimberley Grange Investment Pty Limited	0.07	0.00	0.00	0	1.85	5,018,943	0.00	0	0.00	0
Cis Unit Trust Managers	0.25	0.06	0.00	0	1.77	4,790,000	0.00	0	0.00	0
Speirs & Jeffrey	0.09	0.07	0.00	0	1.66	4,514,780	0.00	0	0.00	0
Halifax Share Dealing	0.10	0.06	0.00	0	1.47	4,000,755	0.38	2,087,970	0.00	0
Aggreko Plc Trustees	0.05	0.00	0.00	0	1.31	3,557,525	0.00	0	0.00	0

Lavendon Group Plc

ORDINARY 1.00p
Peer Group

Company Name			Lavendon Group Plc		AGGREKO PLC		ASHTREAD GROUP PLC		SPEEDY HIRE PLC	
Market cap			£161,889,706		£1,599,113,759		£399,724,982		£420,105,012	
Date of Analysis			29 Feb 2008		29 Feb 2008		14 Jan 2008		27 Dec 2007	
Fund Manager sorted by % on Base PLC	% Sector	% Market	% Holdings	Number of shares	% Holdings	Number of shares	% Holdings	Number of shares	% Holdings	Number of shares
Turcan Connell Solicitors	0.05	0.01	0.00	0	1.23	3,339,111	0.00	0	0.00	0
Adam & Co	0.12	0.02	0.00	0	1.20	3,266,454	0.00	0	0.00	0
Murray Beith Murray	0.03	0.00	0.00	0	0.92	2,506,717	0.00	0	0.00	0
UBS Ag Market Maker	0.57	0.30	0.00	0	0.72	1,963,329	4.95	27,309,905	4.19	2,114,230
Quilter & Co	0.09	0.05	0.00	0	0.63	1,704,742	0.00	0	0.00	0
Henderson Global Investors	0.63	0.21	0.00	0	0.50	1,350,527	2.91	16,062,703	0.14	72,000
Rcm (UK)	0.03	0.02	0.00	0	0.47	1,262,485	0.00	0	0.00	0
Scottish Widows Investment Partnership	1.32	0.89	0.00	0	0.46	1,242,819	0.00	0	2.34	1,180,831
Merrill Lynch International Market Maker	0.16	0.03	0.00	0	0.45	1,227,893	0.61	3,378,595	0.00	0
Tilney Investment Management	0.07	0.07	0.00	0	0.41	1,118,222	0.13	715,660	0.16	80,210
Santander Asset Management UK	0.10	0.13	0.00	0	0.41	1,101,291	0.00	0	0.00	0
Sg Securities	0.12	0.17	0.00	0	0.31	828,352	0.00	0	0.00	0
Northern Ireland Local Gov Trustees	0.13	0.03	0.00	0	0.27	721,407	0.12	674,955	0.20	101,806
Discretionary Unit Fund Managers	0.09	0.01	0.00	0	0.25	670,000	0.00	0	0.00	0
Duncan Lawrie Investment Co	0.01	0.00	0.00	0	0.24	658,836	0.00	0	0.00	0
Bp Investment Management	0.22	0.23	0.00	0	0.24	653,333	0.00	0	0.50	250,000
Government Pension Investment Fund Trustees	0.12	0.12	0.00	0	0.23	634,532	0.00	0	0.00	0
Cheviot Asset Management Limited	0.05	0.02	0.00	0	0.23	614,366	0.00	0	0.00	0
Pictet Asset Management	0.02	0.06	0.00	0	0.22	590,350	0.00	0	0.00	0
Blue Circle Investment Management	0.01	0.00	0.00	0	0.19	525,629	0.00	0	0.00	0
Vanguard Group Inc	0.18	0.33	0.00	0	0.19	514,167	0.00	0	0.00	0
Epoch Investment Partners Inc	0.02	0.00	0.00	0	0.17	451,000	0.00	0	0.00	0
Royal London Asset Management	0.17	0.14	0.00	0	0.16	427,608	0.18	988,539	0.62	313,671
Ing Bank Nv	0.16	0.09	0.00	0	0.16	424,028	0.00	0	0.00	0
Ncl Smith & Williamson	0.06	0.08	0.00	0	0.16	423,475	0.11	596,814	0.00	0

Lavendon Group Plc

ORDINARY 1.00p
Peer Group

Company Name			Lavendon Group Plc		AGGREKO PLC		ASHTEAD GROUP PLC		SPEEDY HIRE PLC	
Market cap			£161,889,706		£1,599,113,759		£399,724,982		£420,105,012	
Date of Analysis			29 Feb 2008		29 Feb 2008		14 Jan 2008		27 Dec 2007	
Fund Manager sorted by % on Base PLC	% Sector	% Market	% Holdings	Number of shares	% Holdings	Number of shares	% Holdings	Number of shares	% Holdings	Number of shares
Co-Operative Insurance Society	0.02	0.02	0.00	0	0.15	419,129	0.00	0	0.00	0
New Star Asset Management	0.19	0.08	0.00	0	0.15	415,616	0.98	5,377,351	0.00	0
Wesleyan Assurance Society	0.15	0.04	0.00	0	0.15	400,000	0.00	0	0.12	62,000
Citigroup Global Markets UK Equity Limited	0.08	0.05	0.00	0	0.14	388,586	0.00	0	0.00	0
3i Asset Management	0.01	0.01	0.00	0	0.14	388,082	0.00	0	0.00	0
South Yorkshire Pensions Authority	0.02	0.01	0.00	0	0.14	380,622	0.00	0	0.12	58,126
Banque Paribas Custodians	0.14	0.16	0.00	0	0.13	345,427	0.00	0	0.00	0
Jm Finn & Co	0.11	0.08	0.00	0	0.13	341,125	0.00	0	0.00	0
Ccla Investment Management	0.11	0.09	0.00	0	0.12	321,987	0.00	0	0.12	60,400
WH Ireland	0.01	0.00	0.00	0	0.12	312,913	0.00	0	0.00	0
Fortis Bank Nederland Nv	0.09	0.09	0.00	0	0.11	300,801	0.00	0	0.00	0
Banque Cantonale Vaudoise	0.00	0.00	0.00	0	0.11	294,093	0.00	0	0.00	0
Grantham Mayo Van Otterloo	0.05	0.06	0.00	0	0.10	282,850	0.00	0	0.00	0
Alliance Trusts	0.06	0.11	0.00	0	0.10	278,871	0.15	850,000	0.00	0
Allianz Global Investors	0.13	0.09	0.00	0	0.10	275,830	0.00	0	0.92	465,240
Putnam Investments	0.03	0.07	0.00	0	0.00	0	3.05	16,800,443	0.00	0
Burnett G B Esq	0.02	0.00	0.00	0	0.00	0	2.75	15,143,591	0.00	0
Mf Global UK Limited	0.07	0.05	0.00	0	0.00	0	2.08	11,475,652	0.00	0
Collins Stewart	0.07	0.03	0.00	0	0.00	0	1.94	10,696,660	0.00	0
Lazard Asset Management	0.20	0.15	0.00	0	0.00	0	1.76	9,719,161	0.25	125,347
Investeringforeningen Sparinvest	0.01	0.00	0.00	0	0.00	0	1.14	6,268,645	0.00	0
Ashtead Group Plc Trustees	0.01	0.00	0.00	0	0.00	0	0.85	4,694,777	0.00	0
Resolution Asset Management	0.49	0.32	0.00	0	0.00	0	0.81	4,463,409	0.43	216,145
Brown Brothers Harriman Custodians	0.19	0.12	0.00	0	0.00	0	0.61	3,367,877	0.00	0
Fidelity Investments	2.60	1.65	0.00	0	0.00	0	0.51	2,811,681	0.94	476,192

Lavendon Group Plc

ORDINARY 1.00p
Peer Group

Company Name			Lavendon Group Plc		AGGREKO PLC		ASHTEAD GROUP PLC		SPEEDY HIRE PLC	
Market cap			£161,889,706		£1,599,113,759		£399,724,982		£420,105,012	
Date of Analysis			29 Feb 2008		29 Feb 2008		14 Jan 2008		27 Dec 2007	
Fund Manager sorted by % on Base PLC	% Sector	% Market	% Holdings	Number of shares	% Holdings	Number of shares	% Holdings	Number of shares	% Holdings	Number of shares
DRKWS Securities	0.02	0.03	0.00	0	0.00	0	0.48	2,645,928	0.00	0
Danske Bank	0.20	0.04	0.00	0	0.00	0	0.43	2,346,631	0.00	0
HSBC Stockbroker Services	0.04	0.02	0.00	0	0.00	0	0.34	1,856,533	0.00	0
AXA Framlington Investment Management	0.37	0.19	0.00	0	0.00	0	0.32	1,765,000	8.45	4,260,547
Federated Investors Inc	0.00	0.01	0.00	0	0.00	0	0.26	1,443,609	0.00	0
Commerzbank Ag	0.02	0.01	0.00	0	0.00	0	0.21	1,179,100	0.00	0
Abn Amro Market Maker	0.03	0.15	0.00	0	0.00	0	0.20	1,080,391	0.20	98,869
Fiske & Co	0.00	0.00	0.00	0	0.00	0	0.19	1,061,134	0.00	0
Blackrock Investment Management	0.74	0.70	0.00	0	0.00	0	0.19	1,057,870	1.96	986,477
Aberdeen Asset Managers	0.34	0.48	0.00	0	0.00	0	0.18	1,000,000	1.51	761,040
Ohio Public Employees Retirement Scheme	0.00	0.01	0.00	0	0.00	0	0.16	906,966	0.00	0
Intesa Sanpaolo Spa	0.03	0.03	0.00	0	0.00	0	0.16	903,171	0.00	0
Harvey J M Esq	0.00	0.00	0.00	0	0.00	0	0.16	876,887	0.00	0
Share Centre Limited (The)	0.03	0.02	0.00	0	0.00	0	0.14	797,588	0.00	0
AXA Financial Inc	0.16	1.29	0.00	0	0.00	0	0.14	780,000	0.00	0
James Brearley & Sons	0.00	0.01	0.00	0	0.00	0	0.13	724,844	0.00	0
Lincolnshire CC Pension Trustee	0.00	0.00	0.00	0	0.00	0	0.13	715,958	0.00	0
Charles Stanley & Co	0.05	0.03	0.00	0	0.00	0	0.11	625,638	0.00	0
Singer & Friedlander	0.04	0.02	0.00	0	0.00	0	0.11	618,662	0.00	0
Kredietbank Luxembourg	0.11	0.05	0.00	0	0.00	0	0.11	601,579	0.00	0
Goodbody Stockbrokers	0.06	0.02	0.00	0	0.00	0	0.10	532,110	0.00	0
Dexia Banque Internationale A Luxembourg	0.19	0.21	0.00	0	0.00	0	0.00	8,878	0.00	0
Oriel Securities Limited	0.01	0.00	0.00	0	0.00	0	0.00	0	0.92	463,531
Exel Pension Trustees	0.01	0.00	0.00	0	0.00	0	0.00	0	0.66	332,875
Taylor Young Investment Management Limited	0.02	0.00	0.00	0	0.00	0	0.00	0	0.56	282,828

Lavendon Group Plc

ORDINARY 1.00p
Peer Group

Company Name			Lavendon Group Plc		AGGREKO PLC		ASSTEAD GROUP PLC		SPEEDY HIRE PLC	
Market cap			£161,889,706		£1,599,113,759		£399,724,982		£420,105,012	
Date of Analysis			29 Feb 2008		29 Feb 2008		14 Jan 2008		27 Dec 2007	
Fund Manager sorted by % on Base PLC	% Sector	% Market	% Holdings	Number of shares	% Holdings	Number of shares	% Holdings	Number of shares	% Holdings	Number of shares
Jupiter Asset Management	0.47	0.14	0.00	0	0.00	0	0.00	0	0.48	241,838
Royal Trust Corp of Canada Custodians	0.23	0.09	0.00	0	0.00	0	0.00	0	0.40	200,000
Ashcourt Asset Management	0.01	0.00	0.00	0	0.00	0	0.00	0	0.28	139,495
UBS International Investment	0.05	0.16	0.00	0	0.00	0	0.00	0	0.19	95,137
Pilling & Co	0.00	0.00	0.00	0	0.00	0	0.00	0	0.12	62,756
Kas Bank Nv Custodians	0.19	0.33	0.00	0	0.00	0	0.00	0	0.10	51,175
TOTAL			93.49	41,131,565	87.30	236,849,966	87.40	481,900,609	86.00	43,347,975

Investor Type Code Key

Abbreviation	Full Name
	UNKNOWN
Ass	Assurance
BK	Bank
Chy	Charity
ClAc	Client Account
Cust	Custodian
HF	Hedge Fund
IC	Investment Company
ICVC	ICVC
IF	Investment Fund
Ins	Insurance
IT	Investment Trust
LA	Local Authority
MF	Mutual Funds
MM	Market Maker
NCust	Nominee Custodian
OEIC	OEIC
PEP	PEP
PFd	Pension Fund
Priv	Private Holder
SICAV	SICAV
SIPP	Self Invested Pension Plan
SL	Stock Lending
TKR	Tracker Fund
TSTE	Trustees
UT	Unit Trust
UV	University

Owner Country Code Key

Abbreviation	Full Name
ARE	UNITED ARAB EMIRATES
AUS	AUSTRALIA
BEL	BELGIUM
BMU	BERMUDA
CAN	CANADA
CHE	SWITZERLAND
DEU	GERMANY
ENG	ENGLAND
ESP	SPAIN
GBR	UNITED KINGDOM
HKG	HONG KONG
IRL	IRELAND
LUX	LUXEMBOURG
SCT	SCOTLAND
USA	UNITED STATES

Fund Manager Country Code Key

Abbreviation	Full Name
ARE	UNITED ARAB EMIRATES
AUS	AUSTRALIA
BEL	BELGIUM
CAN	CANADA
CHE	SWITZERLAND
C-I	CHANNEL ISLANDS
DEU	GERMANY
ENG	ENGLAND
HKG	HONG KONG
IRL	IRELAND
NLD	NETHERLANDS
SCT	SCOTLAND
SWE	SWEDEN
USA	UNITED STATES